

**CITY OF SANTEE**  
REQUEST FOR BIDS



**TRAFFIC SIGNAL AND  
COMMUNICATIONS UPGRADES  
ISOLATED LOCATIONS**

**CIP 2023-09**

**RFB Issued | MAY 2025**

**Bid Opening | Tuesday, June 10, 2025 at 1:00PM**

**Engineer's Estimate: \$1,150,000**

**Time for Completion: 75 Working Days**

City of Santee  
10601 Magnolia Avenue • Santee, CA 92071  
(619) 258-4100  
[www.CityofSanteeCA.gov](http://www.CityofSanteeCA.gov)



*(This page is intentionally left blank)*

## TABLE OF CONTENTS

<b>NOTICE INVITING SEALED BIDS .....</b>	<b>1</b>
<b>INSTRUCTIONS FOR BIDDERS.....</b>	<b>5</b>
<b>SPECIFICATIONS AND CONTRACT DOCUMENTS .....</b>	<b>15</b>
<b>SPECIAL PROVISIONS .....</b>	<b>16</b>
<b>PART 1 GENERAL PROVISIONS.....</b>	<b>17</b>
SECTION 1 - GENERAL.....	17
1-2 TERMS AND DEFINITIONS .....	17
SECTION 2 - SCOPE OF THE WORK .....	19
2-2 PERMITS.....	19
2-4 COOPERATION AND COLLATERAL WORK.....	19
2-5 THE CONTRACTOR'S EQUIPMENT AND FACILITIES .....	19
2-9 CHANGED CONDITIONS .....	20
2-10 DISPUTED WORK .....	20
SECTION 3 – CONTROL OF THE WORK.....	25
3-2 SELF PERFORMANCE .....	25
3-5 INSPECTION.....	25
3-6 THE CONTRACTOR'S REPRESENTATIVE .....	26
3-8 SUBMITTALS .....	27
3-9 SUBSURFACE DATA.....	30
3-10 SURVEYING .....	30
3-11 CONTRACT INFORMATION SIGNS .....	31
3-12 WORK SITE MAINTENANCE.....	31
3-13 COMPLETION, ACCEPTANCE AND WARRANTY .....	40
3-14 TECHNICAL STUDIES AND DATA .....	42
SECTION 4 - CONTROL OF MATERIALS .....	43
4-2 PROTECTION .....	43
4-4 TESTING.....	43
4-9 CONSTRUCTION WORKMANSHIP AND TOLERANCES FOR WORK.....	46
4-10 PAYMENT .....	47
SECTION 5 – LEGAL RELATIONS AND RESPONSIBILITIES.....	47
5-3 LABOR .....	47
5-4 LIABILITY INSURANCE .....	50
5-7 SAFETY.....	55
5-8 LICENSING .....	58
5-9 RECORD DRAWINGS.....	59
5-10 NOTIFICATION AND COORDINATION.....	60
SECTION 6 – PROSECUTION AND PROGRESS OF THE WORK.....	61
6-1 CONSTRUCTION SCHEDULE AND COMMENCEMENT OF THE WORK .....	61
6-2 PROSECUTION OF THE WORK.....	64
6-3 TIME OF COMPLETION.....	64
6-4 DELAYS AND EXTENSIONS OF TIME.....	65
6-5 USE OF IMPROVEMENTS DURING CONSTRUCTION .....	66
6-9 LIQUIDATED DAMAGES .....	66

6-10	RIGHT TO AUDIT.....	67
SECTION 7	– MEASUREMENT AND PAYMENT .....	68
7-1	MEASUREMENT OF QUANTITIES FOR UNIT PRICE WORK .....	68
7-2	LUMP SUM WORK.....	68
7-3	PAYMENT .....	69
7-4	PAYMENT FOR EXTRA WORK.....	76
7-6	WAIVER OF CLAIMS .....	78
SECTION 8	- FACILITIES FOR AGENCY PERSONNEL.....	78
8-1	GENERAL .....	78
<b>PART 2</b>	<b>CONSTRUCTION MATERIALS.....</b>	<b>79</b>
SECTION 200	- ROCK MATERIALS .....	79
SECTION 201	- CONCRETE, MORTAR, AND RELATED MATERIALS .....	81
SECTION 202	- MASONRY MATERIALS.....	84
SECTION 203	- BITUMINOUS MATERIALS .....	84
SECTION 206	- MISCELLANEOUS METAL ITEMS .....	85
SECTION 210	- PAINT AND PROTECTIVE COATINGS.....	87
SECTION 211	- MATERIAL TESTS.....	88
SECTION 213	- ENGINEERING GEOSYNTHETICS.....	88
SECTION 214	- TRAFFIC STRIPING, CURB AND PAVEMENT MARKINGS, AND PAVEMENT MARKERS .....	90
SECTION 217	- BEDDING AND BACKFILL MATERIALS .....	92
<b>PART 3</b>	<b>CONSTRUCTION METHODS.....</b>	<b>93</b>
SECTION 300	- EARTHWORK.....	93
SECTION 301	- SUBGRADE PREPARATION, TREATED MATERIALS, AND PLACEMENT OF BASE MATERIALS.....	95
SECTION 302	- ROADWAY SURFACING.....	96
SECTION 303	- CONCRETE AND MASONRY CONSTRUCTION .....	102
SECTION 306	- OPEN TRENCH CONDUIT CONSTRUCTION .....	112
SECTION 314	- TRAFFIC STRIPING, CURB AND PAVEMENT MARKINGS, AND PAVEMENT MARKERS .....	114
<b>PART 4</b>	<b>EXISTING IMPROVEMENTS.....</b>	<b>118</b>
SECTION 400	– PROTECTION AND RESTORATION.....	118
SECTION 401	– REMOVAL.....	119
SECTION 402	– UTILITIES .....	120
SECTION 404	– COLD MILLING.....	123
<b>PART 6</b>	<b>- TEMPORARY TRAFFIC CONTROL .....</b>	<b>124</b>
SECTION 600	- ACCESS .....	124
SECTION 601	– TEMPORARY TRAFFIC CONTROL FOR CONSTRUCTION AND MAINTENANCE WORK ZONES .....	125
<b>PART 7</b>	<b>STREET LIGHTING AND TRAFFIC SIGNAL SYSTEMS.....</b>	<b>136</b>
SECTION 700	- STREETLIGHTING MATERIALS .....	136
SECTION 701	- STREET LIGHTING CONSTRUCTION.....	136
SECTION 702	- TRAFFIC SIGNAL MATERIALS.....	136
SECTION 703	- TRAFFIC SIGNAL CONSTRUCTION .....	143

<b>CONTRACT EXHIBITS.....</b>	<b>155</b>
EXHIBIT A – Map of Locaitons .....	156
EXHIBIT B Intersection Overview .....	157
EXHIBIT C Table of Quantities by Intersection .....	162
EXHIBIT D Intersection Plans .....	163
<b>BID SUBMITTAL PACKAGE .....</b>	<b>174</b>
PROPOSAL .....	176
BID SCHEDULE .....	177
SIGNATURE SHEET .....	178
BID BOND .....	180
INFORMATION REQUIRED OF BIDDER.....	183
DESIGNATION OF SUBCONTRACTORS.....	185
PUBLIC WORKS CONTRACTOR REGISTRATION CERTIFICATION.....	187
GUARANTEE .....	188
NON-COLLUSION AFFIDAVIT / DECLARATION.....	189
CARB FLEET COMPLIANCE CERTIFICATION .....	191
<b>SAMPLE CONTRACT DOCUMENTS .....</b>	<b>192</b>
AGREEMENT .....	193
BID SCHEDULE .....	194
PERFORMANCE BOND.....	200
PAYMENT BOND (LABOR AND MATERIALS) .....	204
WORKERS' COMPENSATION INSURANCE DECLARATION.....	207



**CITY OF SANTEE  
STATE OF CALIFORNIA**

**NOTICE INVITING SEALED BIDS**

NOTICE IS HEREBY GIVEN, that the City of Santee, City, invites sealed bids for:

**TRAFFIC SIGNAL AND COMMUNICATIONS UPGRADE  
ISOLATED LOCATIONS  
CIP 2023-09**

Sealed bids will be received at the Office of City Clerk, City of Santee, 10601 Magnolia Avenue, Building 3, Santee, CA 92071 until **1:00 p.m. on Tuesday, June 10<sup>th</sup>, 2025** at which time they will be publicly opened and read aloud at said office. Any bidder who fails to submit its documentation by the above date and time shall have that Bid rejected and returned unopened. Bids shall be valid for a period of 90 calendar days after the bid opening date.

Work to be done includes the furnishing of all labor, materials and equipment necessary for installing of City supplied traffic signal 332L cabinets with City Supplied 2070LX controllers, installing of City supplied battery backup cabinets, furnishing and installing battery backup systems, installing of new traffic signal cabinet foundations and removal of existing foundations, furnishing and installing of new vehicle detection systems and pedestrian push button systems, modifications to a SDG&E meter service, relocation of a traffic signal pole, modifying/installing pedestrians ramps, installing concrete pads around traffic signal controllers, installing wireless communication radios and ethernet switches and all related and necessary work as defined in the contract documents (the "Project").

Contract Documents, including Plans, Specifications and Proposal Forms, may be examined and/or downloaded on the City's website at [www.cityofsanteeca.gov](http://www.cityofsanteeca.gov).

Contract Documents may also be examined at the City Clerk's Office, 10601 Magnolia Avenue, Building 3, Santee, CA 92071-1266. All bidders shall notify the City of Santee to be added to the bidder's list if plans and specifications are downloaded from the City's website in order to receive any addendums to the contract documents.

Each bid must conform and be responsive to the Contract Documents and all plans, specifications and proposal forms described above.

Each bid must be submitted in a sealed envelope bearing on the outside the name of bidder, the bidder's address, the name of the project for which the bid is submitted and the appropriate State Contractor's License designation held by the bidder. If forwarded by mail, the sealed envelope containing the bid must be enclosed in another envelope addressed to the City Clerk, City of Santee, 10601 Magnolia Avenue, Building 3, Santee, CA 92071-1266.

Bid Guarantee / Bid Bond:

Each bidder must submit a bid to the City Clerk on standard forms available in the Office of the Director of Engineering. Said bid is to be accompanied by a certified or cashier's check, cash deposit, or a bidder's bond made payable to the City of Santee, in an amount not less than 10 percent (10%) of the total bid submitted. The bid security shall be provided as a guarantee that within ten (10) calendar days after the City provides the successful bidder the Notice of Award, the successful bidder will enter into a contract and provide the necessary bonds and certificates of insurance to the City. The bid security will be declared forfeited if the successful bidder fails to comply within said time. No interest will be paid on funds deposited with the City. Additional detail regarding the bid bond is set forth in the Information for Bidders, below.

Contractor Registration:

Pursuant to Labor Code Sections 1725.5 and 1771.1, all contractors and subcontractors that wish to bid on, be listed in a bid proposal, or enter into a contract to perform public work must be registered with the Department of Industrial Relations. No bid will be accepted nor any contract entered into without proof of the contractor's and subcontractors' current registration with the Department of Industrial Relations to perform public work. If awarded a Contract, the Bidder and its subcontractors, of any tier, shall maintain active registration with the Department of Industrial Relations (including payment of all required registration and annual renewal fees) for the duration of the Project.

Any listed and/or unlisted subcontractor working for a public works project shall be replaced by the Contractor immediately upon notice by the City or Contractor that the subcontractor is unregistered. The Contractor shall be responsible for any costs associated with the replacement of a Subcontractor for failure to be registered with the Department of Industrial Relations as a qualified Contractor to perform work on a public works project.

This Project is subject to compliance monitoring and enforcement by the Department of Industrial Relations. In bidding on this Project, it shall be the Bidder's sole responsibility to evaluate and include the cost of complying with all labor compliance requirements under this contract and applicable law in its Bid.

Any bid submitted by a bidder who is unregistered at the time of bid opening shall be deemed a non-responsible bid and their bid shall be rejected.

License Requirements:

Pursuant to Section 7028.15 of the Business and Professions Code and Section 3300 of the Public Contract Code, all bidders must possess proper licenses for performance of this Contract at the time of submitting their bid. Contractors shall possess the following State of California Contractor's licenses, or such other licenses as may be allowed by law, at the time of bid submission in order to perform the work: **Class "C-10"**.

Subcontractors must possess the appropriate licenses for each specialty work subcontracted. Contractors who are ineligible to perform work on a public works project

pursuant to Section 1777.1 or Section 1777.7 of the Labor Code are prohibited from bidding on this Project.

Prevailing Wages:

Bidders are advised that this Contract is a public work for purposes of the California Labor Code, which requires payment of prevailing wages. This project is subject to compliance monitoring and enforcement by the State of California, Department of Industrial Relations.

Pursuant to Labor Code Section 1773, the City has obtained from the Director of the Department of Industrial Relations the general prevailing rate of per diem wages and the general prevailing rate for holiday and overtime work in the locality in which this work is to be performed for each craft, classification or type of worker needed to execute the contract. These per diem rates, including holiday and overtime work, as well as employer payments for health and welfare, pension, vacation, and similar purposes are on file at the Office of the Director of Engineering, and also available from the Director of the Department of Industrial Relations. These per diem rates will be made available to any interested party upon request. A copy of these prevailing wage rates may be obtained via the internet at [www.dir.ca.gov/dlsr](http://www.dir.ca.gov/dlsr). Each Contractor to whom a Contract is awarded and every Subcontractor must pay the prevailing rates, post copies thereof at the job site and otherwise comply with applicable provisions of state law.

It shall be mandatory upon the bidder to whom the Contract is awarded, and upon any Subcontractor under them, to comply with all Labor Code provisions, which include, but are not limited to the payment of not less than the said specified rates to all workers employed by them in the execution of the Contract, employment of apprentices, retention of payroll records, hours of labor and debarment of Contractors and Subcontractors.

This Project is subject to compliance monitoring and enforcement by the Department of Industrial Relations. In bidding on this project, it shall be the Bidder's sole responsibility to evaluate and include the cost of complying with all labor compliance requirements under this contract and applicable law in its bid.

Employment of Apprentices

Contractor and all subcontractors shall comply with the requirements of Labor Code Sections 1777.5 and 1777.6 in the employment of apprentices. Information relative to apprenticeship standards, wage schedules, and other requirements may be obtained from the Director of Industrial Relations, ex officio the Administrator of Apprenticeship, San Francisco, California, or from the Division of Apprenticeship Standards and its branch offices. Knowing violations of Labor Code Section 1777.5 will result in forfeiture not to exceed one hundred dollars (\$100.00) for each calendar day of non-compliance pursuant to Labor Code Section 1777. The responsibility for compliance with this section shall rest upon the Contractor.

Interest in More Than One Bid:

No bidder shall be allowed to make, submit or be interested in more than one bid for the same work unless alternate bids are specifically called for. However, a person, firm, corporation or other entity that has submitted a sub-proposal to a bidder, or that has

quoted prices of materials to a bidder, is not thereby disqualified from submitting a sub-proposal or quoting prices to other bidders submitting a bid to the City.

Changes to Bid Invitation:

Any material changes, additions, or deletions to the bid invitation within 72-hours of the date and time for opening of bids described herein shall result in an extension of time for the submission of such bids by no less than 72-hours.

Rejection of Bids:

The City Council reserves the right to reject any or all bids and to waive any informality or irregularity in any bid received and to be the sole judge of the merits of the respective bids received. The award, if made, will be made to the lowest responsive and responsible bidder.

Award of Contract:

The City shall determine the lowest bid as the Bidder submitting the lowest bid as defined in the Bid Schedule for the “**Base Bid**” who is deemed responsive and responsible. Award of the base bid for the Project shall be based upon funds available.

Contract Bonds:

The Successful Bidder will be required to furnish a Performance Bond in the amount of one hundred percent (100%) of the Total Bid Price, and a Payment (Material and Labor) Bond in the amount of one hundred percent (100%) of the Total Bid Price, on the forms provided and in the manner described in the Bid Documents. The Bid Bond will be forfeited should the bidder to whom the Contract is awarded fail to enter into the Contract and provide the required Performance and Payment Bonds and Certificate(s) of Insurance within ten (10) calendar days after the date of receipt of Notice of Award of the Contract pursuant to the terms of said Bid Bond.

Monies withheld by the City to ensure performance under the contract may be released in accordance with Public Contract Code 22300 and these Contract Documents. Pursuant to Public Contract Code Section 22300, for monies earned by the Contractor and withheld by the City of Santee to ensure the performance of the Contract, the Contractor, may, at its option, choose to substitute securities meeting the requirements of said Public Contract Code Section 22300.

No bidder may withdraw his or her bid for a period of sixty (60) calendar days after the date set for the opening of bids.

The City of Santee complies with the Americans with Disabilities Act. If you require reasonable accommodations for the pre-bid conference or bid opening, please contact the Office of the City Clerk, (619) 258-4100, at least 48 hours prior to the meeting.

---

Minjie Mei, P.E.  
Principal Traffic Engineer  
City of Santee, California

END OF NOTICE INVITING BIDS

## INSTRUCTIONS FOR BIDDERS

### PREPARATION OF PROPOSAL FORMS

- 1. Preparation:** The City invites bids, on the forms attached under "Bid Submittal Package," to be submitted until the time and at the place set for the opening of bids in the published "Notice to Contractors." Bids not presented on forms so furnished will be disregarded. All bids must be under sealed cover. The City will not accept any bids or bid modifications submitted by facsimile or electronic mail transmission.

The Bids forms are contained herein, together with the Notice to Contractors, Agreement and Special Provisions. The Bids forms within these documents may be detached therefrom. The bid shall set forth the unit price bid clearly in legible figures, in the respective space provided in the Bid Schedule, and shall be signed by the bidder, who shall fill out all blanks in the bid forms as herein required.

In case of discrepancy between the unit price and the total set forth for the item, the written unit price shall prevail, provided, however, if the amount set forth as a unit price is ambiguous, unintelligible or uncertain for any cause, or is omitted, or in the case where the unit price is the same as the entry in the "Total" column, then the amount set forth in the "Total" column for the item shall prevail in accordance with the following:

- A. As to the lump sum items, the amount set forth in the "Total" column shall be the unit price.
- B. As to the unit price items, the amount set forth in the "Total" column shall be divided by the estimated quantity for the item and the price thus obtained shall be the unit price.

Any error in the addition of the amounts constituting the items of the Bid Schedule will be corrected and such corrected total(s) shall be used to determine the successful bidder. All prices or sums shall include all sales and other taxes which may be applicable.

The bid must be executed in accordance with these instructions and the instructions contained on the forms provided. If the bidder is an individual or a partner, the signature on the bid and the Bid Bond must be the same as the name of the bidder shown on other parts of these forms. (Showing the name as "J.E. Doe" and the signature as "John E. Doe" may be considered as an irregularity.)

- 2. Ethics in Bidding:** The City expects the bidders to maintain high ethical standards in engaging in the competitive bidding process. The bid amount of one bidder should not be divulged to another before the award of the subcontract or order, nor should it be used by bidders to secure a lower bid from another bidder on that project (bid shopping). Subcontractors or suppliers should not request information for the bidder regarding any sub-bid in order to submit a lower proposal on that project (bid peddling). The City will consider any bidder found to be engaging in such practices to be a non-responsible bidder and may reject its bid on that ground.

3. **Modifications on the Submitted Bid:** Each Bidder shall submit its Bid in strict conformity with the requirements. Modifications, changes or additions to the bid may be considered an irregularity. Erasures, interlineations, or corrections in preparing the bids must be initialed by the person(s) signing the bid in the margin immediately opposite the correction. Alternate proposals will not be considered unless called for. Unauthorized additions, modifications, revisions, conditions, limitations, exclusions or provisions attached to a Bid may render it non-responsive and may cause its rejection. Bidders shall not delete, modify, or supplement the printed matter on the Bid Forms, or make substitutions thereon. Oral, telephonic and electronic modifications will not be considered.
4. **The Award of the Contract:** If made by the City, will be as specified in the Notice to Contractors Inviting Bids.
5. **No Telephone Availability:** Bidders are advised that on bid date telephones will not be available at the City Administrative Offices for use by bidders or their representatives.
6. **Bid Guarantee:** Each bid shall be accompanied by cash, a certified or cashier's check, or a bidder's bond in the amount of not less than 10 percent of the maximum amount of the bid; the check or bond made payable to the order of the City of Santee. Said check or bond shall be given as a guarantee that the bidder will, within ten (10) days after being requested to do so by the City, enter into a contract and provide the required bonds and insurance contracts if awarded the work; if the bidder to whom the work has been awarded and to whom the request has been made refuses or fails to enter into said contract and provide the required bonds and insurance contracts within the specified time, the check shall be forfeited to the City or the Contractor and surety on the bond shall be liable to the City for the amount thereof in accordance with its terms. No interest shall be paid on funds deposited with the City. When the lowest responsible bidder executes and delivers to the City the required contract documents, the bid bond or the certified or cashier's check will be returned to the unsuccessful bidder no later than sixty (60) calendar days after the award of contract.
7. **Disqualification of Bidders:** A bidder shall be considered disqualified for any of the following reasons:
  - (a) Submitting more than one bid from the same partnership, firm, or corporation under the same or different name.
  - (b) Evidence of collusion among bidders. Bidders participating in such collusion shall be disqualified as bidders for any future work of the City until any such participating bidder has been reinstated by the City as a qualified bidder.

A person, firm or corporation may submit a sub proposal to more than one bidder, or may submit sub proposals in addition to submitting a proposal as bidder, without being disqualified.

8. **Relief of Bidder:** If the bidder claims a mistake was made in his bid, the bidder shall give the City written notice within five (5) days after the opening of bids of the alleged mistake, specifying in the notice in detail how the mistake occurred.
9. **Withdrawal or Revision of Bid:** A bidder may withdraw or revise (by withdrawal of one bid and submission of another) a bid, incurring not penalty, provided that the bidder's request for withdrawal is received at the Office of the City Clerk in writing before the time specified for opening bids. Requests to withdraw bids shall be worded so as not to reveal the amount of the original bid. Withdrawn bids may be resubmitted until the time and day set for the receipt of bids, provided that resubmitted bids are in conformance with the instructions herein. Revised bids must be submitted as specified herein. The request for withdrawal shall be executed by the bidder or by his duly authorized representative. Bids that are received after the time specified for opening bids shall be returned to the bidder unopened. After the scheduled closing time for receipt of bids, a bidder may not withdraw its bid until the expiration of sixty (60) calendar days, after which time a bid may be withdrawn only in writing and in advance of actual award of the Contract.
10. **Rejection of Bids:** Bids may be rejected if they show any alteration of form, additions not called for, conditional bids, incomplete bids, erasures, or irregularities of any kind.

The City reserves the right to reject any irregular bid and the right to waive technicalities if such waiver is in its best interest and conforms to local laws and ordinances pertaining to the letting of construction contracts.

When a bid is signed by an agent other than the officer or officers of a corporation authorized to sign contracts on its behalf, or a general partner of a partnership, a "Power of Attorney" must be on file with the City Clerk prior to opening bids or shall be submitted with the proposal.

11. **Filing of Bid Protests:** Bidders may file a "protest" of a bid with the City of Santee. In order for a bidder's protest to be considered valid, the protest must:
  - A. Be filed in writing within five (5) calendar days after the bid opening date to the Office of the City Clerk or at [cityclerk@cityofsanteeca.gov](mailto:cityclerk@cityofsanteeca.gov);
  - B. Clearly identify the specific irregularity or accusation;
  - C. Clearly identify the specific City of Santee staff determination or recommendation being protested;
  - D. Specify, in detail, the grounds of the protest and the facts supporting the protest; and
  - E. Include all relevant, supporting documentation with the protest at time of filing.

If the protest does not comply with each of these requirements, it will be rejected as invalid.

If the protest is valid, the City of Santee, shall review the basis of the protest and all relevant information. The City of Santee will provide a written decision to the protestor. The protestor may then appeal the decision to the City Council.

The procedure and time limits set forth in this section are mandatory and are the sole and exclusive remedy in the event of a Bid protest. Failure to comply with these procedures shall constitute a failure to exhaust administrative remedies and a waiver of any right to further pursue the Bid protest, including filing a Government Code Claim or legal proceedings.

- 12. Bid Deposit Return:** The City will return the security accompanying the bids of all unsuccessful bidders no later than sixty (60) calendar days after award of the Contract.
- 13. Interpretation of Plans and Documents:** If any person contemplating submitting a bid for the proposed Contract is in doubt as to the true meaning of any part of the drawings, specifications, or other Contract Documents, or finds discrepancies in, or omissions from the drawings and specifications, that person may submit to the City a written request for an interpretation or correction thereof. Such submittal shall be submitted in writing no later than 5:00 p.m. seven (7) calendar days prior to the bid opening to the City Representative listed below:

Jeff Morgan  
Sr. Traffic Engineer  
City of Santee, California  
jmorgan@cityofsanteeca.gov

It shall be the bidder's responsibility to ensure receipt of all emails. Any and all such interpretations and any supplemental instructions will be in the form of written addenda to the Specifications which, if issued, will be emailed to all registered bidders and posted on the City's website at [www.cityofsanteeca.gov](http://www.cityofsanteeca.gov). All addenda so issued shall become part of the Contract Documents. It shall be the bidder's responsibility to ensure receipt of all emails and/or faxes. Bidders shall notify the City's representative in writing in order to be listed as a registered bidder and posted on the plan holders list which is available for review on the City's website. The person submitting the request will be responsible for its prompt delivery. In the event that an addendum or bulletin setting forth material changes, additions or deletions, is issued when there are seventy-two (72) hours or less to the bid deadline, the City will extend the bidding deadline by at least seventy-two (72) hours. No person is authorized to make any oral interpretation of any provision in the Contract Documents to any bidder, and no bidder is authorized to rely on any such unauthorized oral interpretation.

**14. Request for Substitutions:**

- a. For purposes of this provision the term "substitution" shall mean the substitution of any material, process or article that is substantially equal or better in every respect to that so indicated or specified in the specifications.

- b. Pursuant to Public Contract Code Section 3400 (c) the City may make a finding that is described in the invitation for bids that designates certain products, things, or services by specific brand or trade name for the statutorily enumerated purposes. As required by Section 3400 (c) the City has made such findings as further described in the Special Conditions. These findings, as well as the products and their specific brand or trade names that must be used for the Project may be found in Section 200 of the Special Conditions.
- c. Unless specifically designated in Section 200 of the Special Conditions, whenever in specifications any material, process, or article is indicated or specified by grade, patent, or proprietary name or by name of manufacturer, such specifications shall be deemed to be used for the purpose of facilitating the description of the material, process or article desired and shall be deemed to be followed by words "or equal." Bidders may, unless otherwise stated, offer for substitution any material, process or article which shall be substantially equal or better in every respect to that so indicated or specified. However, the City has adopted certain uniform standards for certain materials, processes and articles. If any material, process or article offered for substitution by bidders is not, in the opinion of the City, substantially equal or better in every respect to that specified, bidders shall furnish the material, process or article specified. The burden of proof as to the equality of any material, process or article shall rest with the bidders.
- d. Bidders shall submit requests together with substantiating data for substitution of any "or equal" material, process or article no later than **5:00 p.m. seven (7) calendar days prior to the bid opening**. Provisions authorizing submission of "or equal" substitution justification data shall not in any way authorize an extension of time for performance of this Contract. Furthermore, if a proposed "or equal" substitution request is rejected, a bidder shall be responsible for including the specified material, process or article in its bid. The City shall not be responsible for any costs of bidders associated with "or equal" substitution requests. The City has the complete and sole discretion to determine if a material, process or article is an "or equal" material, process or article that may be substituted.
- e. For purposes of subdivision (d) above, data required to substantiate requests for substitutions of an "or equal" material, process or article data shall include a signed affidavit from the bidder stating that the substituted "or equal" material, process or article is equivalent to that specified in the specification in every way except as listed on the affidavit. Substantiating data shall also include any and all illustrations, specifications, and other relevant data including catalogue information which describes the requested substituted "or equal" material, process or article and substantiates that it is an "or equal" to the material process or article specified. In addition, the submittal documentation must also include a statement of the cost implications of the substitution being requested stating whether and why the substitution of the "or equal" material, process or article will reduce or increase the Contract Price. The substantiating data must

also include information regarding the durability and lifecycle cost of the requested substituted "or equal" material, process or article. Failure to submit all the needed substantiating data, including the signed affidavit, to the City Representative in a timely fashion so that the substitution can be adequately reviewed may result in the rejection of the proposed substitution. The City Representative is not obligated to review multiple substitution submittals for the same product or item due to the bidder's failure to submit a complete package initially.

- f. Time limitations in this Article must be complied with strictly and in no case will an extension of time for completion be granted because of bidder's failure to request the substitution of an alternative item at the times and manner set forth herein in subdivision (d). Further, the bidder shall bear the costs of all Engineering work associated with the review of submittals for substitution of equals.
- g. In event the Contractor furnishes material, process, or article more expensive than that specified, the difference in cost of such material, process, or article so furnished shall be borne by Contractor.

**15. Evidence of Responsibility:** If bidders were not required to pre-qualify prior to being allowed to bid on the Project, the following information will be required to accompany bids submitted to the City:

Each bid shall be supported by a statement of the bidder's experience as of recent date on the form entitled "INFORMATION REQUIRED OF BIDDER", bound herein. City may also consider the qualifications and experience of subcontractors and other persons and organizations (including those who are to furnish the principal items of material and equipment) proposed for those portions of the work. Operating costs, maintenance considerations, performance data and guarantees of materials and equipment may also be considered by the City. In this regard, the City may conduct such investigations as the City deems necessary to assist in the evaluation of any bid and to establish the responsibility, qualifications and financial ability of the bidder, proposed subcontractors, and other persons and organizations to do the work in accordance with the Contract Documents to the City's satisfaction within the prescribed time; the City reserves the right to reject the bid of any bidder who does not pass any such evaluation to the satisfaction of the City.

**16. Signing of Bids:** All bids submitted shall be signed by the Bidder or its authorized representative. Bidders may be asked to provide evidence in the form of an authenticated resolution of its Board of Directors or a Power of Attorney evidencing the capacity of the person signing the Bid to bind the Bidder to each Bid and to any Contract arising therefrom. If a Bidder is a joint venture or partnership, it may be asked to submit an authenticated Power of Attorney executed by each joint venturer or partner appointing and designating one of the joint venturers or partners as a management sponsor to execute the Bid on behalf of Bidder. Only that joint venturer or partner shall execute the Bid. The Power of Attorney shall also: (1) authorize that particular joint venturer or partner to act for and bind Bidder in all matters relating to

the Bid; and (2) provide that each venturer or partner shall be jointly and severally liable for any and all of the duties and obligations of Bidder assumed under the Bid and under any Contract arising therefrom. The Bid shall be executed by the designated joint venturer or partner on behalf of the joint venture or partnership in its legal name.

- 17. Contractor's License:** To perform the work required for this Project, bidders must possess the appropriate contractor's license for the portion of the work bid upon, and bidders must maintain the license throughout the duration of the Contract. If, at the time the bids are opened, bidder is not licensed to perform the Project in accordance with division 3, chapter 9 of the Business and Professions Code of the State of California and the Notice to Contractors Calling for Bids, the bid will not be considered. The City shall have the right to request, and Bidders shall provide within ten (10) calendar days, evidence satisfactory to the City of all valid license(s) currently held by that Bidder and each of the Bidder's subcontractors, before awarding the Contract.
- 18. Notarization of Documents:** Bidders are hereby informed that failure to notarize all bid forms contained herein, for which notarization is required, may result in rejection of the bidder's bid on the basis that bidder's bid is not responsive to these Contract Documents.
- 19. Contract and Bonds:** The successful bidder, will be required to execute the contract, the Performance Bond equal to one hundred percent (100%) of the successful bid, and Payment Bond equal to one hundred percent (100%) of the successful bid. Samples are included and should be carefully examined by the bidder. The required number of executed copies of the Contract, the Performance Bond, and the Payment Bond for Public Works is as specified in the Special Provisions. The Performance and Payment Bonds must be executed by an admitted Surety approved to conduct business in the State of California, pursuant to California Code of Civil Procedure Section 995.120. In addition, to the extent required by law, the Payment and Performance Bonds must be accompanied by a certified copy of the certificate of authority of the insurer issued by the Insurance Commissioner of the State of California, a certificate from the Clerk of the County of San Diego that the certificate of authority of the insurer has not been surrendered, revoked, cancelled, annulled, or suspended, or if it has that it has been renewed, and four copies of the insurer's most recent annual statement and quarterly statement filed with the Department of Insurance of the State of California. All bonding requirements shall be completed and submitted to City within ten (10) working days from the date the City provides the successful bidder with the Notice of Award.
- 20. Substitution of Security:** The Contract Documents call for monthly progress payments based upon the percentage of the work completed. The City will retain in accordance to Section 7-3.2. At the request and expense of the successful bidder, the City will substitute securities for the amount so retained in accordance with Public Contract Code Section 22300 and the Contract Documents.

21. **Non-Collusion Affidavit:** Bidders on all public works contracts are required to submit an affidavit of Non-Collusion with their bid. This form is included with the bid package and must be signed under the penalty of perjury and dated.
22. **Insurance:** Prior to commencement of the work the successful bidder shall purchase and maintain insurance as set forth in the Standard Specifications for Public Works Construction, and in the amounts specified in Section 5-4 of the Special Provisions to these Contract Documents, and in a form acceptable to the City. The successful bidder shall be required to file with the City certificates of such insurance, and shall name, by way of endorsement on any policy of insurance, the City and City Representative(s) as additionally insured. Failure to furnish such evidence of insurance may be considered default by the successful bidder. All insurance requirements shall be completed and submitted to City within ten (10) working days from the date the City provides the successful bidder with the Notice of Award.
23. **Workers' Compensation:** In accordance with the provisions of Section 3700 of the Labor Code, Contractor shall secure the payment of compensation to his employees. Contractor shall sign and file with the City the following declaration prior to performing the work under this Contract:

I am aware of the provisions of Section 3700 of the Labor Code which require every employer to be insured against liability for workers' compensation or to undertake self-insurance in accordance with the provisions of that code, and I will comply with such provisions before commencing the performance of the work of this Contract.

The form of such declaration, Contractors Certificate Regarding Workers Compensation, is included as part of the Contract Documents.

24. **Public Works Contractor Registration Certification:** Pursuant to Labor Code Sections 1725.5 and 1771.1, all contractors and subcontractors that wish to bid on, be listed in a bid proposal, or enter into a contract to perform public work must be registered with the Department of Industrial Relations. No bid will be accepted nor any contract entered into without proof of the contractor's and subcontractors' current registration with the Department of Industrial Relations to perform public work. If awarded a contract, the bidder and its subcontractors, of any tier, shall maintain active registration with the Department of Industrial Relations for the duration of the Project. To this end, Bidder shall sign and submit with its Bid the Public Works Contractor Registration Certification on the form provided, attesting to the facts contained therein. Failure to submit this form may render the bid non-responsive. In addition, each Bidder shall provide the registration number for each listed subcontractor in the space provided in the Designation of Subcontractors form.
25. **Prevailing Wages:** The City has obtained from the Director of the Department of Industrial Relations the general prevailing rate of per diem wages in the locality in which this work is to be performed for each craft or type of worker needed to execute the Contract. These rates are available at the Office of the Director of Engineering

or may be obtained online at <http://www.dir.ca.gov>. Bidders are advised that a copy of these rates must be posted by the successful Bidder at the job site(s).

- 26. Designation of Subcontractor(s):** Each bidder shall set forth on the form provided herein, and submit with its sealed bid at the time bids are due the name and address of the place of business of each subcontractor who will perform work, labor, furnish materials, or render service to the bidder on said Contract in excess of one-half (1/2) of one percent (1%) of the total bid or, in the case of bids or offers for the construction of streets or highways, including bridges, in excess of one-half of 1 percent of the prime Contractor's total bid or ten thousand dollars (\$10,000), whichever is greater.
- 27. Debarment of Contractors and Subcontractor(s):** In accordance with the provisions of the California Labor Code, contractors or subcontractors may not perform work on a public works project with a subcontractor who is ineligible to perform work on a public project pursuant to Section 1777.1 or Section 1777.7 of the California Labor Code. Any contract on a public works project entered into between a contractor and a debarred subcontractor is void as a matter of law. A debarred subcontractor may not receive any public money for performing work as a subcontractor on a public works contract. Any public money that is paid, or may have been paid to a debarred subcontractor by a contract on the Project shall be returned to the City. The successful bidder, as Contractor, shall be responsible for the payment of wages to workers of a debarred subcontractor who has been allowed to work on the Project.
- 28. Bidders Interested in More Than One Bid:** No Bidder shall be allowed to make, file or be interested in more than one bid for the same work unless alternate bids are specifically called for. A person, firm or corporation that has submitted a sub-proposal to a Bidder, or that has quoted prices of materials to a Bidder, is not thereby disqualified from submitting a sub-proposal or quoting prices to other bidders. No person, firm, corporation, or other entity may submit a sub-proposal to a Bidder, or quote prices of materials to a Bidder, when also submitting a prime Bid on the same Project.
- 29. Sales and Other Applicable Taxes, Permits, Licenses and Fees:** Contractor and its subcontractors performing work under this Contract will be required to pay California sales tax and other applicable taxes, and to pay for permits, licenses and fees required by the agencies with authority in the jurisdiction in which the work will be located, unless otherwise expressly provided by the Contract Documents.
- 30. Anti-Discrimination:** It is the policy of the City that in connection with all work performed under contracts, there be no discrimination against any prospective or active employees engaged in the work because of race, color, ancestry, national origin, religious creed, sex, age or marital status. The successful bidder agrees to comply with applicable Federal and California laws including, but not limited to, the California Fair Employment Practice Act, beginning with Government Code 12900, and Labor Code 1735. In addition, the successful bidder agrees to require like compliance by any Subcontractors employed on the work by them.

- 31. Compliance with County Health Orders:** To ensure that practices and procedures are consistent with measures to help limit the spread of COVID-19 while carrying out operations, the City continues to closely coordinate with, and monitor information and updates from the Centers for Disease Control and Prevention (CDC), the California Department of Public Health (State), the San Diego County Health and Human Services Agency (County) and others related to COVID-19. Per the County's orders, facial coverings are required. In addition, businesses must create and post COVID-19 protocols for appropriate guidelines, behavior, and sanitation at each business, and facility. For the latest information and guidance please refer to:

[https://www.sandiegocounty.gov/content/sdc/hhsa/programs/phs/community\\_epidemiology/dc/2019-nCoV/health-order.html](https://www.sandiegocounty.gov/content/sdc/hhsa/programs/phs/community_epidemiology/dc/2019-nCoV/health-order.html)

- 32. CARB Compliance:** The California Air Resources Board ("CARB") implemented amendments to the In-Use Off-Road Diesel-Fueled Fleets Regulations ("Regulation") which are effective on January 1, 2024 and apply broadly to all self-propelled off road diesel vehicles 25 horsepower or greater and other forms of equipment used in California. A copy of the Regulation is available at <https://ww2.arb.ca.gov/sites/default/files/barcu/regact/2022/off-road-diesel/appa-1.pdf>. Bidders are required to comply with all CARB and Regulation requirements, including, without limitation, all applicable sections of the Regulation, as codified in Title 13 of the California Code of Regulations section 2449 et seq. throughout the term of the Project. Bidders must provide, with their Proposal, copies of Bidder's and all listed subcontractors' most recent, valid Certificate of Reported Compliance ("CRC") issued by CARB. Failure to provide valid CRCs as required herein may render the Bid non-responsive.

The City is a Public Works Awarding Body, as defined under Title 13 California Code of Regulations section 2449(c)(46). Accordingly, Bidders must submit, with their Proposal, a valid Certificate of Reported Compliance ("CRC") for the Bidder's and its listed subcontractors' fleet (including any applicable leased equipment or vehicles). Firms must complete and submit the Fleet Compliance Certification, included in the proposal documents to be submitted by Bidders. Failure to provide a CRC for the Bidder, and for all listed subcontractors, or failure to complete the Fleet Compliance Certification, may render the Proposal non-responsive.

CARB forms shall be submitted by a Contractor to the City within 10 days of the receipt of the Notice of Apparent Low Bidder.

- 33. Additional Requirements:** The bidder's attention is directed to the Special Provisions bound herein for additional requirements of the Proposal and Contract Documents.

**SPECIFICATIONS AND CONTRACT DOCUMENTS**

**FOR**

**TRAFFIC SIGNAL AND COMMUNICATIONS UPGRADE - ISOLATED  
LOCATIONS**

**CIP 2023-09**

Prepared by:

City of Santee  
Engineering Department  
10601 Magnolia Avenue, Building 4  
Santee, CA 92071-1266  
(619) 258-4100 x 167

Minjie Mei P.E.  
Principal Traffic Engineer  
RCE: 59103



# **SPECIAL PROVISIONS**

## **PREFACE STANDARD SPECIFICATIONS AND STANDARD DRAWINGS**

The below Standard Specifications, Standard Drawings, Modifications, are hereby made part of the Contract Documents:

### **STANDARD SPECIFICATIONS:**

The Standard Specifications for Public Works Construction “GREENBOOK”, written and promulgated by a mutual benefit corporation comprised of nine members – five representing the American Public Works Association, four from the Associated General Contractors of California, the Engineering Contractors Association, the Southern California Contractors Association and BNi Publications, Inc. shall be the Standard Specifications of the City of Santee. All work shall conform to the 2021 Edition, including supplements, of these Standard Specifications, and the following Modifications.

### **STANDARD DRAWINGS:**

The San Diego Area Regional Standard Drawings, Latest Edition including any modifications made by the City of Santee and included herein.

### **REFERENCE STANDARDS:**

The State of California Department of Transportation Standard Plans, 2023 and The State of California Department of Transportation Standard Specifications, 2023 shall hereinafter be collectively referred to as “Caltrans Standards”.

The California Manual on Uniform Traffic Control Devices, Latest Edition shall hereinafter be collectively referred to as “CA MUTCD”.

The Water Agency Standards, Latest Edition shall hereinafter be collectively referred to as “WAS”.

For the convenience of the Contractor, the section and subsection numbering system used in these Modifications correspond directly to that used in the “GREENBOOK” 2021 Edition.

# PART 1 GENERAL PROVISIONS

Is amended as follows:

## SECTION 1 - GENERAL

### 1-2 TERMS AND DEFINITIONS

ADD the following:

Whenever in the Standard Specifications or the Special Provisions the following terms are used, they shall be understood to mean and refer to the following:

Agency:	City of Santee
Board:	City Council of the City of Santee
City:	City of Santee
Engineer:	City Engineer: <i>Acting either directly or through properly authorized agents, such agents, acting within the scope of the particular responsibilities entrusted to them.</i>
Inspector:	That person or persons designated by the Engineer.

Other terms appearing in the Standard Specifications shall have the Intent and meaning specified therein.

### 1-7.2 Contract Bonds

To paragraph (3), DELETE in its entirety and SUBSTITUTE with the following:

As part of the execution of the contract, the Contractor shall furnish to the City a bond of a surety company acceptable to the City, in a sum of not less than one hundred percent (100%) of the total contract amount, as the sum set forth in the agreement for payment in full of all persons, companies, or corporations who perform labor upon or furnish material to be used in the work under this contract. Said bond shall be in the form of a Payment Bond (material and labor bond) contained within these Specifications. The bond shall be maintained by the Contractor in full force and effect until the work is accepted by the City and until all claims for materials and labor are paid.

To paragraph (4), DELETE in its entirety and SUBSTITUTE with the following:

As a part of the execution of the contract, the Contractor shall furnish to the City a bond payable to the City in the form of a Faithful Performance Bond contained within these Special Provisions. The performance bond shall be secured by a surety company acceptable to the City conditioned upon the faithful performance of all covenants and stipulations under this contract. The amount of the bond shall not be less than one hundred percent (100%) of the total contract amount, as this sum is set forth in the agreement. This Faithful Performance bond shall remain in full force and effect for a period of one year after acceptance of the work by the City Council, such that defects, which appear within said period will be repaired, replaced, or corrected by the Contractor,

at his own cost and expense, to the satisfaction of the Engineer within thirty (30) days after written notice thereof by the City.

#### **1-7.2.1 Payment**

ADD the following subsection:

Payment for all costs associated with Contract Bonds shall be included in the lump sum unit price bid for “**Mobilization**”.

#### **1-7.3 Examination of Plans, Specifications, and Project Site**

ADD the following subsection:

The bidders shall satisfy themselves as to the character, quality, and quantities of work to be performed, materials to be furnished, and as to the requirements of the proposed Contract. The submission of a Proposal shall be prima facie evidence that the Bidder has made such examination and is satisfied as to the conditions to be encountered in performing the Work and as to the requirements of the Plans and Specifications.

#### **1-7.4 Award of Contract**

ADD the following subsection:

The City shall determine the lowest bid as the Contractor submitting the lowest bid as defined in the Notice Inviting Sealed Bids.

#### **1-7.5 Execution of Contract**

ADD the following subsection:

The Contract shall be signed by the successful bidder in duplicate and returned, together with the contract bonds and insurance certificates within ten (10) days of receipt of these documents from the City. No contract shall be binding upon the City until the same has been completely executed by the Contractor and approved by the City Attorney, and executed by the City Manager of the City of Santee.

Failure to execute a contract and file acceptable bonds and insurance contracts as provided herein within the time limit above may be just cause for the annulment of the award and the forfeiture of the proposal guaranty.

#### **1-7.6 Request for Information (RFI)**

ADD the following subsection:

If the Contractor determines the work to be done is not sufficiently detailed or explained in the Contract Documents, they shall submit in writing a request to the Engineer for further explanation. RFI's shall be submitted to the City on the RFI template form provided to the Contractor by the City.

The Contractor shall provide all RFI's to the Engineer 10-working days in advance of scheduled operations to provide adequate time for the Engineer to review and respond to the Contractor. The City shall not be responsible for any delays to the critical path schedule, or resulting costs due to the Contractor's failure to provide RFI's to the Engineer.

with the required advance notice. No additional contract time will be granted to the Contractor for delays incurred as a result of failing to provide RFI's to the Engineer with the required advanced notice.

## **SECTION 2 - SCOPE OF THE WORK**

Is amended as follows:

### **2-2 PERMITS**

To paragraph (1), sentence (1), DELETE in its entirety and SUBSTITUTE with the following:

The Contractor shall be responsible to procure all permits required to perform the work including a permit from the State Division of Industrial Safety for excavations five (5) feet in depth or greater.

#### **2-2.1 City Encroachment Permit**

ADD the following subsection:

No work is permitted in the public roadways without an approved Encroachment Permit and approved traffic control plans. Contractor may obtain the Encroachment Permit application and City of Santee standard traffic control plan sheets for the preparation of traffic control plans at the Engineering Department, Building 4, 10601 Magnolia Avenue, Santee, CA, 92071. The issuance fee for the encroachment permit will be waived.

### **2-4 COOPERATION AND COLLATERAL WORK**

ADD the following:

Pursuant to Public Contract Code Section 9201, the City shall provide Contractor with timely notification of the receipt of any third-party claim, relating to the Contract. City is entitled to recover its reasonable costs incurred in providing such notification.

### **2-5 THE CONTRACTOR'S EQUIPMENT AND FACILITIES**

#### **2-5.1 General**

ADD the following:

Enclosed temporary toilet facilities shall be locked at the end of each work day to prevent usage by the public and to prevent vandalism. Location of temporary toilet facilities shall be approved by the City.

#### **2-5.2 Temporary Utility Services**

ADD the following:

The Contractor is responsible for all temporary utility services e.g. electrical, gas, potable water, recycled water, sewer, phone, cable, internet and all other utilities required for construction and maintenance activities.

Payment for temporary utility services necessary for the Contractor's field trailers, direct and indirect overhead shall be included in the unit price bid for "**Mobilization**". Payment for temporary utility services directly required for the construction of the Work shall be included in the various bid items.

#### **2-5.4 Haul Routes**

DELETE in its entirety and SUBSTITUTE with the following:

Contractor shall submit all haul routes to Engineer for approval. Haul routes shall be limited to the approved City truck routes unless authorized by the City Traffic Engineer.

### **2-9 CHANGED CONDITIONS**

#### **2-9.1 Disallowance of Entitlement**

ADD the following subsection:

The Contractor will not be entitled to any adjustment in the Contract Price or Contract Time if:

1. The Contractor knew of the existence of such conditions at the time the Contractor made a commitment to the City in respect to Contract Price and Contract times by the submission of a Bid; or
2. The existence of such condition could reasonably have been discovered during the required site investigation, or revealed as a result of any record search, examination, investigation, exploration, test or study of the Site and surrounding areas suggested or required by the Bidding Documents.

#### **2-10 DISPUTED WORK**

ADD the following subsections:

##### **2-10.1 Claims:**

1. Definition of Claim: A "Claim" means a separate demand by the Contractor for (a) time extension, (b) payment of money or damages arising from work done by or on behalf of the Contractor pursuant to the Contract and payment of which is not otherwise expressly provided for or the claimant is not otherwise entitled to, or (c) an amount the payment of which is disputed by the City.
2. Filing Claim is Not Basis to Discontinue Work: The Contractor shall promptly comply with work under the Contract or work requested by the City even though a written claim has been filed. The Contractor and the City shall make good faith efforts to resolve any and all claims that may arise during the performance of the work covered by this Contract.

## **2-10.2 Procedure for Claims \$375,000 and Under**

1. Any formal claim of \$375,000 and under shall be processed as follows in accordance with Public Contract Code section 20104 et. seq.:
  - a. Claims less than \$50,000. For claims less than Fifty Thousand Dollars (\$50,000.00), the City shall respond in writing to any written claim within forty five (45) days of receipt of the claim, or may request, in writing, within thirty (30) days of receipt of the claim, any additional documentation supporting the claim or relating to defenses to the claim that the City may have against the Contractor. If additional information is thereafter required, it shall be requested and provided upon mutual agreement of the City and the Contractor. The written response of the City to the claim, as further documented, shall be submitted to Contractor within fifteen (15) days after receipt of the further documentation or within a period of time no greater than that taken by Contractor in producing the additional information, whichever is greater.
  - b. Claims in Excess of \$50,000. For claims over Fifty Thousand Dollars (\$50,000.00), and less than or equal to Three Hundred Seventy five Thousand Dollars (\$375,000.00), the City shall respond in writing to all written claims within sixty (60) days of receipt of the claim, or may request, in writing, within thirty (30) days of receipt of the claim, any additional documentation supporting the claim or relating to defenses to the claim that the City may have against the Contractor. If additional information is thereafter required, it shall be requested and provided by mutual agreement of the City and the Contractor. The written response of the City to the claim, as further documented, shall be submitted to the Contractor within thirty (30) days after receipt of the further documentation, or within a period of time no greater than that taken by Contractor in producing the additional information or requested documentation, whichever is greater.
2. Informal Meet and Confer Conference: If Contractor disputes the written response of the City, or the City fails to respond within the time prescribed, Contractor may so notify the City, in writing, either within fifteen (15) days of receipt of the City's response or within fifteen (15) days of the failure of the City to respond within the time prescribed, respectively, and demand an informal conference to meet and confer for settlement of the issues in dispute. Upon a demand, the City shall schedule a meet and confer conference within thirty (30) days for settlement of the dispute.
3. Tort Claim: If following the meet and confer conference the claim or any portion remains in dispute, the claimant may file a claim pursuant to Chapter 1 (commencing with Section 900) and Chapter 2 (commencing with Section 910) of Part 3 of Division 3.6 of the Title 1 of the California Government Code. For purposes of those provision, the running of the period of time within which a claim must be filed shall be tolled from the time the claimant submits his/her written claim until the time the claim is denied, including any period of time utilized by the meet and confer conference.

### **2-10.3 Procedures for Civil Actions to Resolve Disputed Claims:**

1. Non-binding Mediation: Within sixty (60) days, but no earlier than thirty (30) days, following the filing of a responsive pleading, the court shall submit the matter to non-binding mediation unless waived by mutual stipulation by both parties. The mediation process shall provide for the selection within fifteen (15) days by both parties of a disinterested third person as mediator, shall be commenced within thirty (30) days of the submittal, and shall be concluded within fifteen (15) days from the commencement of the mediation unless a time requirement is extended upon a good cause shown to the court. If the parties fail to select a mediator within the 15 day period, any party may petition the court to appoint the mediator.
2. Judicial Arbitration: If the matter remains in dispute, the case shall be submitted to judicial arbitration pursuant to Chapter 2.5 (commencing with Section 1141.10) of Title 3 of Part 3 of the California Code of Civil Procedure, notwithstanding Section 1141.11 of the code. The Civil Discovery Act of 1986 (Article 3 (commencing with Section 2016) of Chapter 3 of Title 3 of Part 4 of the Code of Civil Procedure) shall apply to any proceeding brought under this subsection consistent with the rules pertaining to judicial arbitration. Arbitrators shall be experienced in construction law.
3. Appeals: In addition to Chapter 2.5 (commencing with Section 1141.10) of Title 3 of the Code of Civil Procedure), any party appealing an arbitration award who does not obtain a more favorable judgment shall, in addition to payment of costs and fees, also pay the attorneys' fees on appeal of the other party.
4. Interest: In any suit filed pursuant to Public Contract Code Section 20104.4, the City shall pay interest at the legal rate on any arbitration award or judgment. The interest shall begin to accrue on the date the suit is filed in the court of law.

### **2-10.4 Procedure for Claims Over \$375,000:**

1. If a dispute in excess of a total value of \$375,000, arises out of, or relates to this Contract, or the breach thereof, and if said dispute cannot be settled through normal contract negotiations, the parties agree that as a condition precedent to the initiation of litigation, the dispute shall first be submitted to mediation pursuant to this Section. The mediation is voluntary, non-binding, and intended to provide an opportunity for the parties to evaluate each other's cases and arrive at a mutually agreeable resolution of the dispute. These provisions relating to voluntary mediation shall not be construed or interpreted as mandatory arbitration.
2. Either party may initiate mediation by notifying the other party or parties in writing. A Request for Mediation shall contain a brief statement of the nature of the dispute or claim, and the names, addresses, and phone numbers of all parties to the dispute or claim, and those, if any, who will represent them in the mediation.
3. The mediation process set forth in this Article shall be administered by the American Arbitration Association (AAA) and governed by their rules in effect at the

time of filing, or by any other neutral organization agreed to by the parties (hereinafter called "Administrator").

4. The costs for all mediation, including the administrative fees and mediator compensation, will be shared equally by all parties. Fees shall be jointly negotiated by all parties directly with the Administrator. If all parties agree, then the mediation costs may increase as required for resolution of the dispute. The expenses of witnesses for a party shall be paid by the party producing such witnesses.
5. A single mediator, acceptable to all parties, shall be used to mediate the dispute. The mediator will be knowledgeable in construction matters and will be selected from lists furnished by the Administrator. The initial mediation session shall commence within thirty (30) days of filing, unless otherwise agreed by the parties, or at the direction of the mediator.
6. At least ten (10) days before the first scheduled mediation session, each party shall provide the mediator a brief memorandum setting forth its position with regard to the issues that need to be resolved. At the discretion of the mediator, such memoranda may be mutually exchanged by the parties. At the first session, the parties will be expected to produce all information reasonably required for the mediator to understand the issue presented. The mediator may require each party to supplement such information.
7. Mediation hearings will be conducted in an informal manner and discovery will not be allowed unless agreed to by all parties. All discussions, statements, or admissions will be confidential to the proceedings and will not be used for any other purpose as they relate to either party's legal position. There shall be no stenographic record of the mediation.
8. Mediation sessions are private. The parties and their representatives may attend mediation sessions. Other persons may attend only with the permission of the parties and with the consent of the mediator. The parties may have an attorney present and shall advise the other parties no less than five (5) working days before the mediation of their intent to have an attorney present, so that the other parties may also have their attorneys present.
9. The mediator does not have authority to impose a settlement on the parties but will attempt to assist the parties in reaching a satisfactory resolution of their dispute. The mediator is authorized to conduct joint and separate meetings with the parties and to make oral and written recommendations for settlement. Whenever necessary, the mediator may also obtain expert advice concerning technical aspects of the dispute, provided the parties agree and assume the expenses of obtaining such advice. Arrangements for obtaining such advice shall be made by the mediator or the parties, as the mediator shall determine.
10. The mediator is authorized to end the mediation whenever, in the mediator's judgment, further efforts at mediation would not contribute to a resolution of the dispute between the parties.

11. Any resultant agreements from mediation shall be documented in writing, as agreed upon during the mediation, and may be used as the basis for a change order or other directive as appropriate. All mediation results and documentation shall be non-binding and inadmissible for any purpose in any legal proceedings, unless such admission is otherwise agreed in writing by all parties. Mediators shall not be subject to any subpoena or liability and their actions shall not be subject to discovery in subsequent proceedings.
12. The Mediation shall be terminated by the execution of a Settlement Agreement by the parties; by a written declaration of the Mediator to the effect that further efforts at Mediation are no longer worthwhile; or by a written declaration of a party or parties to the effect that the Mediation proceedings are terminated.
13. If Mediation is unsuccessful in resolving the dispute, the parties thereafter may agree to submit the matter to the Administrator for binding arbitration. The parties agree that the matter shall be submitted to one (1) arbitrator, unless they agree to three (3) arbitrators in writing. The parties further agree that they will faithfully observe this Contract, and that the parties will abide by and perform any award rendered by the arbitrator(s), that a judgment of a court having competent jurisdiction may be entered upon the award, and that such judgment shall be enforceable as a final judgment to the fullest extent under the law. The parties agree to split evenly all arbitration and arbitrator's fees and expenses. The arbitration shall be subject to, and proceed in accordance with California Code of Civil Procedure, section 1280 through 1294.2 if the parties do not agree to submit to binding arbitration, neither party is prevented from pursuing other legal remedies.
14. Any arbitration, mediation or other forms of alternate dispute resolution shall be handled within the boundaries of the City unless otherwise mutually agreed.

#### **2-10.5 Rights and Remedies**

The duties and obligations imposed by these Special Provisions and the rights and remedies available hereunder to the parties hereto, and, in particular but without limitation, the warranties, guarantees and obligations imposed upon the Contractor by the Special Provisions and amendments thereto and all of the rights and remedies available to the City thereunder, are in addition to, and are not to be construed in any way as a limitation of, any rights and remedies available to any or all of them which are otherwise imposed or available by laws or regulations by special warranty or guarantee or by other provisions of the Contract Documents, and the provisions of this paragraph will be as effective as if repeated specifically in the Contract Documents in connection with each particular duty, obligation, right and remedy to which they apply.

#### **2-10.6 Arbitration Award**

Pursuant to California Government Code Section 818, the Arbitrator shall have no jurisdiction to award punitive or exemplary damages.

## **2-10.7 Attorney's Fees and Costs**

In the event that any arbitration, action, suit or other proceeding is instituted to enforce any provision of this Contract, and/or to remedy, prevent, or obtain relief from a breach of this Contract, the prevailing party shall be entitled to recover all of its attorney's fees and costs incurred in each and every such arbitration, action, suit or other proceeding, including any and all appeals or petitions therefrom, except as may be provided to the contrary above. As used herein, attorney's fees shall be deemed to mean the full actual costs of any legal services actually performed in connection with the matters involved, calculated on the basis of the usual fees charged by the attorneys performing such services and shall not be limited to "reasonable attorney's fees" as defined by any statute or rule of court.

## **SECTION 3 – CONTROL OF THE WORK**

Is amended as follows:

### **3-2 SELF PERFORMANCE**

To paragraph (1), sentence (1), DELETE in its entirety and SUBSTITUTE with the following:

The Contractor shall perform with its own organization, Contract work amounting to at least **fifty percent (50%)** of the Total Bid.

ADD the following:

For the purpose of evaluating the percentage of work performed by Subcontractors, the cost of all equipment, supplies and materials used or installed on the project by Subcontractors shall be considered as part of the work of Subcontractors. This will apply even if the Contractor supplies and pays for some or all equipment, supplies or materials used by Subcontractor.

### **3-5 INSPECTION**

ADD the following:

The City may utilize field inspectors to assist the Engineer during construction in observing the Contractors performance. Compaction testing and material testing shall be performed in accordance to Section 4.4 and not by the City Inspector unless otherwise approved by the Engineer. The contractor shall notify the City field inspector when material and compaction testing will be performed so they may be present during these tests.

The Contractor shall provide access in accordance with Cal/OSHA Standards where necessary. The City has the right, for a reasonable time to stop, or suspend the work to inspect, test or approve a portion of the work with no additional time or compensation provided as a result of the work stoppage or suspension.

Inspection of the Work shall not relieve the Contractor of any of the obligations to fulfill the Contract. Defective work shall be made good and unsuitable materials be rejected,

notwithstanding that such defective work and materials have been previously overlooked by the Engineer or included in the quantities for progress payments.

Items of work placed without the benefit of inspection may be required to be removed and replaced at the sole discretion of the Engineer and without additional compensation made therefor.

### **3-6 THE CONTRACTOR'S REPRESENTATIVE**

ADD the following:

The Contractor's representative(s) shall be a full-time field supervisor with a minimum of 5 years supervisory experience in the type of Contract Work being performed, and additional 10-years of similar construction experience. The Contractor's representative shall be on the jobsite at all times during construction. When multiple types of work (e.g., asphalt concrete, concrete, electrical, landscaping, traffic control, etc.) are being performed in the same day, the Contractor shall have at least one representative on the jobsite at all times during construction for each specific type of work. The Contractor's representative shall also be on site when work is being performed by Subcontractors and be available at all reasonable times during the work day for consultation with the City unless otherwise approved by the Engineer.

If requested by the City, the Contractor shall submit to the City for review the Contractor's representative's name, work experience, education, professional certifications, and at least 5 references from similar work completed within the past 3 years. Contractor shall submit these qualifications no later than 5 calendar days from the date of request by the City to the Engineer for review and approval. Should the submitted representative be rejected by the City, the Contractor shall resubmit a qualified representative within 72 hours from notice by City.

The City reserves the right to direct the Contractor to substitute the Contractor's representative when work has not been performed in accordance to the Contract Documents. The following items are grounds by the City for removal of the Contractor's representative.

- a) Failure by the Contractor's representative to maintain a safe work site to workers and/or the public.
- b) Demonstration by the Contractor's representative to not fully understand means, methods, procedures and materials required to correctly perform the work.
- c) Refusal by the Contractor's representative when directed by the Engineer to perform the work or provide corrective actions for deficient work.
- d) When the work performed under the supervision of the Contractor's representative is continually determined to be faulty, defective and/or failing to be in conformance with the Contract documents.

At all times during the working day, the Contractor shall maintain sufficient staff and communication facilities for the Contractors representative to receive and respond to complaints from the public concerning their work and to immediately inform the field supervisor of conditions which require prompt action. A telephone answering service does not meet this requirement.

The Contractor shall furnish the City with the names, addresses, business & mobile telephone numbers of two people responsible for the maintenance of barricades, traffic control signs, lights and other safety devices on a 24 hour basis. Contact person shall have the ability of arriving to the work site within 1 hour from being contacted.

### **3-6.1 Project Meetings**

ADD the following subsections:

The Contractor's representatives (field supervisor, superintendent and project manager) shall attend scheduled construction meetings as required by the Engineer. If any of the Contractor's staff cannot attend the meeting, the Contractor shall notify the Engineer a minimum of 24 hours in advance, prior to the start of the scheduled meeting. Failure to provide the required notification, the Contractor shall pay for the costs of the City's staff, consultants, or both that were to attend the meeting. The Contractor will be charged a minimum of 1 hour of the Engineer's time plus the time of the City's other employees or representatives that were to attend the meeting.

#### **3-6.1.1 Payment**

Payment for attendance of project meetings shall be included in various bid items. The Engineer will deduct costs assessed to the Contractor for not attending meetings from the monthly progress payment in accordance with Section 3-6.1.

### **3-8 SUBMITTALS**

#### **3-8.1 General**

ADD the following:

The Contractor shall prepare and provide a submittal for all materials used in the project unless otherwise approved by the Engineer. Submittals shall be sent via email to the Engineer for review.

DELETE the final sentence of this section.

#### **3-8.7 Payment**

ADD the following subsection:

Payment for all costs associated with the preparation of submittals including working drawings, shop drawings, supporting information, installation instructions, preparation of manufacturer's operation, maintenance and Warranties shall be included in the lump sum unit price bid for "**Mobilization**".

#### **3-8.8 Red-lines and Record Documents**

ADD the following subsections:

##### **3-8.8.1 General**

1. Keep, to the satisfaction of the Engineer, accurate, legible, and current records

on a set of full-size Plans of additions and deletions to the Work, and of changes in location, elevation, and character of the Work not otherwise shown or noted on Contract Documents.

2. Coordinate Red-lines drawings with field measurements, approved Shop Drawings, Working Drawings, samples, product data, and available records. The Contractor must immediately give written notice of any conflicts between these documents to the Engineer.
3. Keep the Red-lines current with entries checked by the Engineer before the Work is buried or covered. Failure by the Contractor to update and deliver Red-lines information monthly to the Engineer for review and approval may result in withholding of monthly progress payments.
4. Note the source identification e.g., RFI numbers and Change Order numbers as required identifying the source of the change to the Contract Documents.
5. Deliver the Red-lines to the Engineer upon completion of the construction work.

### **3-8.8.2 Asset Specific Red-lines**

#### **3-8.8.2.1 Irrigation System Red-lines**

Red-lines must clearly record by dimension from 2 known fixed points and by depth of underground facilities all deviations, modifications, and changes in the Work. Record, deviations, modifications, and changes on the day the work is performed; reflect the actual work location(s); record in red and at the scale of the Plan sheet on which they are recorded. Red-lines must show the following equipment locations and associated information:

1. Water Meter - Size, type of water (potable or reclaimed) and water meter address
2. Electrical Meter including meter address
3. Backflow Device - Size, available static pressure in PSI, the PSI and flow in gallons per minutes for which the irrigation system is designed, and device serial number
4. Irrigation Controller - Location, number of stations, identifying call-out.
5. Master Control Valve
6. Flow Meter
7. Pressure Regulator Valve
8. Isolation Valves
9. Remote Control Valves - Size, irrigation controller, valve station number, and flow demand in gallons per minute
10. Quick Coupling Valves and size
11. Irrigation Mainline and Size
12. Potable Water Mainline and Size
13. Irrigation Lateral Line and Size
14. Irrigation Sleeves and Size
15. Remote Control Valve Wiring
16. Communication Cables
17. Pull Boxes
18. Rain Shut Off Switch
19. Electrical lines from electrical meter to irrigation controller including the power disconnect switch

20. Irrigation sprinkler heads which have been added or deleted from the approved plans. Changes in manufacturer nozzle size must be noted on the red-lined drawings including operating pressure, gallons per minute and radius of throw.

### **3-8.8.2.2 Utility Red-lines**

Utility Red-lines must show the location of:

1. Blow off valves by stationing and offsets.
2. Air vacuum valves by stationing and offsets.
3. Water meter boxes replaced.
4. Locations of all laterals and cleanouts.
5. Items abandoned in place following dewatering operation.
6. Storm drain inlets, cleanouts, lugs, pipe collars, etc. by stationing and offsets.

### **3-8.8.2.3 Building Red-lines**

Building Red-lines must show:

1. Location by dimension and the depth by elevation of underground line, valves, plugged tees, and capped ends.
2. By dimension or scale plans, wiring, conduits, and pull boxes as installed.
3. Information necessary to maintain and service concealed items of Work.
4. Dimensional changes to the drawings.
5. Revisions to details shown on drawings.
6. Depths of foundations below first floor.
7. Locations and depths of underground utilities.
8. Revisions to routing of piping and conduits.
9. Revisions to electrical circuitry.
10. Actual equipment locations.
11. Duct size and routing.
12. Locations of concealed internal utilities.
13. Changes made by Change Order.
14. Details not on original Plans.

### **3-8.8.2.4 Traffic Signals and Street Lighting Red-Lines**

For traffic signals and street lighting, provide the Engineer with a cable route diagram indicating the actual cable route and meter marks for all intersections, directional change points in the cable routing, and all termination points. Record these points during cable installation. Provide cable system Red-lines showing the accurate cable route to the Engineer. Record information such as the location of slack cable and their respective quantity in the cable route diagram shall be provided.

### **3-8.8.2.5 Fiber Optic and WIFI Device Red-lines**

For fiber optic and WIFI devices, Red-lines must clearly record by dimension from 2 known fixed points and by depth of underground facilities all deviations, modifications, and changes in the Work. Record, deviations, modifications, and changes on the day the

work is performed; reflect the actual work location(s); record in red and at the scale of the Plan sheet on which they are recorded. Red-lines must show the following equipment locations and associated information:

1. Locations and depths of underground utilities.
2. Revisions to the routing and piping and conduits.
3. Actual equipment locations.
4. Pull Boxes.
5. Electrical Meter, including meter address.
6. Items abandoned in place.

### **3-8.8.2.6 Storm Water Pollution Prevention Plan (SWPPP)**

Upon completion of construction, Contractor shall submit the SWPPP and all of its appendices, records, reports and maps to the Engineer with the Red-lines.

### **3-8.8.2.7 Payment**

Payment for Red-lines drawings and record documents shall be included in the unit price bid for the various Bid items of work.

## **3-9 SUBSURFACE DATA**

ADD the following:

A preliminary review of the site soils has been made from the City of Santee's Geotechnical / Seismic Hazard Study, prepared by Geocon Inc. dated October 31, 2002. For further information related to the site soils conditions, this document is available for review online at [www.cityofsanteeca.gov](http://www.cityofsanteeca.gov) or in person at the City of Santee, Engineering Department, Building 4, Santee, CA 92071.

## **3-10 SURVEYING**

### **3-10.1 General**

DELETE in its entirety and SUBSTITUTE with the following:

The Contractor will perform and be responsible for the accuracy of surveying adequate for construction. The Contractor shall protect all construction staking during the work from potential damage(s). If any construction stakes are lost or disturbed and need to be replaced, such replacement shall be by the Contractor. The Contractor shall dig all holes necessary for line and grade stakes.

### **3-10.3 Payment**

ADD the following subsection:

Payment for all surveying and construction staking work covered under this section shall be included in the unit price bid for the major items of work unless as specific bid item is otherwise provided in the Bid Proposal and no additional payment shall be made.

**3-11 CONTRACT INFORMATION SIGNS**  
DELETE in its entirety

**3-12 WORK SITE MAINTENANCE**

**3-12.1 General**  
ADD the following:

The Contractor shall use a self-loading motorized mechanical broom street sweeper equipped with a functional water spray system. The sweeper shall clean all paved areas within the Work site and all paved haul routes at least once each working day or as required to maintain a clean work site.

Sidewalks shall be swept free of dirt and/or debris which has accumulated from the Contractors daily operations at least once each working day or as required to maintain clean sidewalks adjacent to the work area and along paved haul routes.

**3-12.2 Air Pollution Control**  
ADD the following:

During construction, idling time shall be limited to a maximum of 5 minutes for all diesel and gasoline powered equipment. Signs shall be posted in the designated queuing areas of the construction site to limit idling to a maximum of 5 minutes.

**3-12.3 Noise Control**  
ADD the following:

The Contractor shall comply with all local sound control and noise level rules, regulations and ordinances which apply to any work performed pursuant to the Contract.

Each internal combustion engine, used for any purpose on the job or related to the job, shall be equipped with a muffler of a type recommended by the manufacturer. No internal combustion engine shall be operated on the project without said muffler. The noise level from the Contractor's operations shall not exceed 75 dBA.

**3-12.4 Storage of Equipment and Materials**

**3-12.4.1 General**  
DELETE in its entirety and SUBSTITUTE with the following:

The City is not providing storage, staging or stockpiling area for this project. It is the Contractor's responsibility to provide a suitable location for this purpose. These sites shall be clean and free of objectionable materials and be located outside of any City property and street right-of-way. Arrangement for these sites shall be the responsibility of the Contractor. If on private property, a copy of the written agreement shall be provided to the Engineer prior to commencing operations.

No materials, tool or equipment shall be placed such that they block any sidewalks, pedestrian ramps, driveways, staircases or roadways unless otherwise approved by the

Engineer. All materials for disposal shall be removed from the work site at the end of each work day. All materials, tools, and equipment shall be removed from the Work site as soon as they are no longer necessary. All materials, equipment, tools and sanitation facilities shall be protected and surrounded by a 6' tall temporary chain link fence with windscreen to protect the storage area from access by the public at all times and provide a neat clean appearance. All fencing shall be properly secured to prevent overturning.

Before inspection by the Engineer for final acceptance, the storage area and surrounding work site shall be cleared of all equipment, unused materials, debris and rubbish so as to present a satisfactory clean and neat appearance.

#### **3-12.4.2 Storage in Public Streets**

DELETE in its entirety and SUBSTITUTE with the following:

Construction materials and equipment, including sanitary facilities, shall not be stored in the public right-of-way, public streets, roads or highways unless otherwise approved by the Engineer. All materials or equipment not installed or used within 2 days shall be removed from the work site to a location approved by the Engineer. Contractor shall remove and/or relocate construction materials and equipment, including sanitary facilities at the request of the City. Excavated material, except that which is to be used as backfill in the adjacent trench, shall not be stored within the right-of-way unless otherwise approved by the Engineer. Immediately after placing backfill, all excess material shall be removed from the work site and area shall be swept free of all debris.

#### **3-12.6 Water Pollution Control**

##### **3-12.6.1 General**

ADD the following:

The Contractor shall comply with the requirement of the Construction General Permit as applicable for construction activity that results in land disturbance.

##### **3-12.6.1.1 Water Pollution Prevention**

ADD the following subsection:

The Contractor shall exercise every reasonable precaution to protect storm drain inlets, streams, lakes, reservoirs, bays, and coastal waters from pollution with fuels, oils, bitumens, calcium chloride, other harmful materials, and shall conduct and schedule operations so as to prevent muddying and silting of said streams, lakes, reservoirs, bays, and coastal waters. Care shall be exercised to preserve vegetation beyond the limits of construction and for the San Diego River within the project limits.

Water pollution control work is intended to provide prevention, control, and abatement of water pollution to streams, waterways, and other bodies of water, and shall consist of constructing those facilities which may be shown on the plans, these specifications, as required by the Engineer, or as required in the SWPPP.

In order to provide effective and continuous prevention of water pollution, it may be necessary for the Contractor to perform the contract work in small or multiple units, on an

out of phase schedule, and with modified construction procedures. The Contractor shall provide temporary water pollution control measures, including, but not limited to, dikes, basins, ditches, and applying straw, bonded fiber matrix and seed, which become necessary as a result of his operations. The Contractor shall coordinate water pollution prevention work with all other work done on the contract.

Before starting any work on the project, the Contractor shall submit, for acceptance by the Engineer, a program to prevent water pollution effectively during construction of the project. Such program shall show the schedule for the erosion control work included in the contract and for all water pollution prevention measures which the Contractor proposes to take in connection with construction of the project to minimize the effects of operations upon adjacent streams and other bodies of water. The Contractor shall not perform any clearing and grubbing or earthwork on the project, other than that specifically authorized in writing by the Engineer, until such program has been accepted.

The Engineer will notify the Contractor of the acceptance or rejection of any submitted or revised water pollution prevention program in not more than 5 working days.

If the measures being taken by the Contractor are inadequate to prevent water pollution effectively, the Engineer may direct the Contractor to revise his operations and his water pollution prevention program. Such directions will be in writing and will specify the items of work for which the Contractor's water pollution prevention measures are inadequate. No further work shall be performed on said items until the water pollution control measures are adequate and, if also required, a revised water pollution prevention program has been accepted.

Where erosion is probable due to the nature of the material or the season of the year, the Contractor's operations shall be so scheduled that permanent erosion control features will be installed concurrently with or immediately following grading operations.

Nothing in the terms of the contract nor in the provisions in this Section shall relieve the Contractor of the responsibility for compliance with Sections 5650 and 12015 of the Fish and Game Code, or other applicable statutes relating to prevention or abatement of water pollution.

The Contractor shall also conform to the following provisions:

- a. Where working areas encroach on live streams, barriers adequate to prevent the flow of muddy water into streams shall be constructed and maintained between working areas and streams, and during construction of such barriers, muddying of streams shall be minimized.
- b. Removal of material from beneath a flowing stream shall not commence until adequate means, such as a bypass channel, are provided to carry the stream free from mud or silt around the removal operations.
- c. Should the Contractor's operations require transportation of materials across live streams, such operations shall be conducted without muddying the stream. Mechanized equipment shall not be operated in the stream channels of such live

streams except as may be necessary to construct crossings or barriers and fills at channel changes.

- d. Water containing mud or silt from aggregate washing or other operations shall be treated by filtration, or retention in a settling pond, or ponds, adequate to prevent muddy water from entering live streams.
- e. Oily or greasy substances originating from the Contractor's operations shall not be allowed to enter or be placed where they will later enter a water body.
- f. Portland cement or fresh Portland cement concrete shall not be allowed to enter flowing water of streams. Any cement or concrete spills shall be immediately removed.
- g. When operations are completed, the flow of streams shall be returned as nearly as possible to a meandering thread without creating possible future bank erosion, and settling pond sites shall be graded so they will drain and will blend in with the surrounding terrain.
- h. Material derived from roadway work shall not be deposited in a stream channel where it could be washed away by high stream flows.
- i. Where there is possible migration of anadromous fish in streams affected by construction on the project, the Contractor shall conduct his operations so as to allow free passage of such migratory fish.

Compliance with the requirements of this section shall in no way relieve the Contractor from his responsibility to comply with other provisions of the contract, in particular his responsibility for damage and for preservation of property.

Water pollution control work shall conform to the California Storm Water Quality Associations (CASQA) Best Management Practice handbook for Construction 2015 edition or most recent.

Copies of the Handbook and the Permit are also available for review at Caltrans District 11 Headquarters, 4050 Taylor Street, San Diego, California 92110.

The Contractor shall know and fully comply with the applicable provisions of the Handbook and Federal, State, and local regulations that govern the Contractor's operations and storm water discharges from both the project site and areas of disturbance outside the project limits during construction.

Unless arrangements for disturbance of areas outside the project limits are made by the City and made part of the contract, it is expressly agreed that the City assumes no responsibility whatsoever to the Contractor or property owner with respect to any arrangements made between the Contractor and property owner to allow disturbance of areas outside the project limits.

The Contractor shall be responsible for the costs and for liabilities imposed by law as a result of the Contractor's failure to comply with the provisions set forth in this section

Water Pollution Control”, including but not limited to: compliance with the applicable provisions of the Handbook, and Federal, State, and local regulations. For the purposes of this paragraph, costs and liabilities include, but are not limited to, fines, penalties, and damages whether assessed against the State or the Contractor, including those levied under the Federal Clean Water Act and the State Porter Cologne Water Quality Act.

At reasonable times and upon presentation of credentials and other documents as may be required by law, the Contractor shall allow authorized agents of the California Regional Water Quality Control Board, State Water Resources Control Board, United States Environmental Protection Agency and the local storm water management agency to:

- a) Enter upon the construction site and the Contractor’s facilities pertinent to the work;
- b) Have access to and copy records that must be kept as specified in the Permit;
- c) Inspect the construction site and related soil stabilization practices and sediment control measures; and
- d) Sample or monitor for the purpose of ensuring compliance with the Permit.

The Contractor shall notify the Engineer immediately upon request from the regulatory agencies to enter, inspect, sample, monitor or otherwise access the project site or the Contractor’s records.

The Contractor shall have all BMP’s installed prior to all concrete and asphalt related work, including demolition, grinding and placing of construction materials.

### **3-12.6.2 Best Management Practices (BMPs)**

ADD the following subsections:

#### **3-12.6.2.1 Fiber Rolls**

Fiber rolls shall be furnished, installed, maintained, and removed at the locations shown on the Plans or as required. Fiber rolls shall consist of prefabricated wheat or rice straw in rolls with a minimum diameter of 8 inches. The rolls shall be bound with an ultraviolet (UV) degradable plastic netting and weigh no less than 1.3 pounds per linear foot.

Stakes shall be fir or pine and shall have a cross-sectional area of at least 0.5 square inch and a minimum length of 2 feet. Fiber rolls shall be installed in accordance with Detail SE-5 in the CASQA BMP Handbook, latest edition, and the manufacturer’s recommendations. Fiber rolls shall be maintained to provide for the dispersal of concentrated water runoff and reduce runoff velocities. When no longer required for the intended purpose, as determined by the Engineer, fiber rolls shall be removed from the site of work.

#### **3-12.6.2.2 Gravel Bag Check Dam**

Gravel bag check dam shall be installed where required and placed in accordance with the detail the CASQA BMP Handbook, latest edition. Gravel fabric shall be woven polypropylene, polyethylene or Polyamide with a minimum unit weight of 0.25 pound per square yard. The fabric shall have a Mullen burst strength of at least 300 psi, conforming to ASTM Designation: D3786 and an ultraviolet (UV) stability exceeding 70 percent.

Gravel fill material shall be non-cohesive, coarse sand or gravel, free from deleterious material or fines. Gravel bag check dams shall be maintained to provide for adequate sediment holding capacity. Sediment deposits shall be removed when the deposit reaches one-third of the gravel bag barrier height and between rain events whichever is most frequent. Removed sediment shall be deposited within the project in such a way that it is not subject to erosion by wind or water. When no longer required for the intended purpose or as determined by the Engineer, gravel bag shall be removed. Holes, depressions or any other ground disturbance caused by the gravel bags shall be backfilled and repaired to the preexisting condition.

#### **3-12.6.2.3 Silt Fence**

Silt fences shall be installed around the entire site perimeter including all onsite drainage channels to prevent sediment from leaving the site or entering any natural drainage area. Silt fences shall be installed in accordance with the detail SE-1 in the CASQA Handbook, latest edition, and the manufacturer's recommendations. When no longer required for the intended purpose or as determined by the Engineer, silt fences shall be removed.

#### **3-12.6.2.4 Stabilized Construction Entrance/Exit**

A stabilized construction entrance/exit shall be installed where any vehicular access is located in accordance with the details in the CASQA Handbook, latest edition. The Contractor shall maintain all roadways free of silt and debris that is a result of their work and subsequent operations. When no longer required for the intended purpose or as determined by the Engineer, the construction entrance/exit shall be removed.

#### **3-12.6.2.5 Temporary Drainage Inlet Protection**

Temporary drainage inlet protection shall be furnished, installed, maintained, and removed at drainage inlet locations shown on the Plans or as required. Temporary drainage inlet protection is required at all immediate downstream drainage inlet systems that could potentially receive construction runoff. Temporary inlet protection shall consist of a prefabricated filter screen that covers the entire drainage inlet opening area. The filter screen material shall be UV resistant, and be made from recyclable materials. The filter screen shall filter sediment and debris up to 425-micron particle size and shall handle flow rates of at least 145 gpm per square foot per ASTM D-4491. The filter screen shall also have openings to provide a bypass flow of at least 1000 gpm per square foot.

Temporary drainage inlet protection shall be installed to cover the entire drainage inlet opening area and secured in place with at least one gravel bag at each end of the filter screen. The gravel bag shall be positioned tightly against the curb to keep water in the gutter from flowing behind the filter screen. The filter screen shall be maintained to provide for adequate sediment holding capacity and cleaned once sediment accumulation reaches 1-inch. Removed sediment shall be deposited within the project in such a way that it is not subject to erosion by wind or water. When no longer required for the intended purpose or as determined by the Engineer, the temporary drainage inlet protection shall be removed.

### **3-12.6.2.6 Materials, Equipment, and Waste Management**

Stockpiles shall be covered when no longer in use and prior to predicted rain events. All asphalt shall be stored on a layer of plastic sheeting, or equivalent.

- a) All portable toilets shall have a secondary containment and not be located near any storm drain, catch basin, watercourse, locations where it could be contacted by the Contractors operations, or locations on streets where it could be contacted by vehicular traffic.
- b) Vehicle and equipment maintenance, repair and storage will require BMP's to be implemented including use of drip pans or equivalent under vehicles stored overnight, or coverage of equipment prior to a rain storm which has asphalt substances, such as paving machine, oil distributor trucks, tack coat trailers, etc. The Contractor shall perform daily inspection for leaks, and spills, and implement the prompt removal of spills. Oil-absorbent spill removal material must be available on site.
- c) Trash dumpsters shall have lids, remain closed at all times, and not be overfilled. When not in use, trash dumpsters shall be locked to prevent illegal dumping, sifting through trash, and entry by wildlife. Additional trash pick up to accommodate accumulated trash shall be required when needed by the Contractor to prevent overflow of dumpsters.
- d) Liquid materials shall be stored in closed containers with secondary containment and shall be covered. Solid materials shall be stored on pallets and be covered during rain events.
- e) A material washout shall be provided onsite whenever liquid materials are used. The washout shall be sized to fully contain those materials and the surrounding area shall be kept free of spills at all times.
- f) Discharge of potable water other than when utilized for dust control (such as power-washing or filling water trucks) shall be prevented.

### **3-12.6.2.7 Maintenance**

To ensure the proper implementation and functioning of control measures, the Contractor shall regularly, but at least weekly, inspect and maintain the construction site for the control measures identified in the SWPPP. The Contractor shall identify corrective actions and time needed to address any deficient measures or reinitiate any measures that have been discontinued.

The construction site inspection checklist provided in the Handbook shall be used to ensure that the necessary measures are being properly implemented, and to ensure that the control measures are functioning adequately. One copy of each site inspection record shall be submitted to the Engineer.

During the rainy season, inspections of the construction site shall be conducted by the Contractor to identify deficient measures, as follows:

- a. Prior to a forecast storm;
- b. After any precipitation which causes runoff capable of carrying sediment from the construction site;
- c. At 24 hour intervals during extended precipitation events; and
- d. Routinely, at a minimum of once every week.

If the Contractor or the Engineer identifies a deficiency in the deployment or functioning of an identified control measure, the deficiency shall be corrected immediately. The deficiency may be corrected at a later date and time if requested by the Contractor and approved by the Engineer in writing, but not later than the onset of subsequent precipitation. The correction of deficiencies shall be at no additional cost to the City.

Unless noted otherwise on the Plans, all erosion control measures shall remain in place until after the construction is completed. The Contractor shall be responsible for inspecting all erosion prevention measures at the completion of construction to assure their proper function.

The Contractor shall be responsible for maintaining all existing storm water pollution control measures that are present on site prior to construction including all site perimeter control measures, and all measures in place to protect the San Diego River, such as silt fencing, fiber rolls, and gravel bags. This includes maintaining the channel free of all debris, erosion, riling, located in the Creek channel within the construction site prior, during, and after rain events, until the project is accepted by the City. The Contractor is also required to protect the entire site from all impacts caused by the Contractors construction activity.

#### **3-12.6.2.8 Concrete Washout**

Concrete washouts shall be provided during the placement of concrete. Secondary containment shall be installed on the downstream side of the concrete washout to prevent a discharge. Prior to placement of concrete, the location of the concrete washout location shall be approved by the City. A concrete washout shall not be located within 100' of a curb inlet. Delineators and construction fence shall secure the area at the end of each day. The maximum length of time the concrete washout shall be used is 7 calendar days. The concrete washout shall be manufactured for the purpose of a washout. If a barrel/drum is used, a lid shall be secured to the drum at the end of each day. A plastic pool is not allowed to be used as a concrete washout.

#### **3-12.6.3 Storm Water Pollution Prevention Plan (SWPPP)**

ADD the following:

A SWPPP is not required for this contract.

#### **3-12.6.5 Hydroseeding of Disturbed Areas**

DELETE in its entirety and SUBSTITUTE with the following:

Once work in disturbed areas has been completed, a non-irrigated hydroseed mix shall be applied including disturbed slopes of the site during construction as necessary to prevent silts from leaving slopes. Upon completion of Work, the temporary water pollution

control items shall be removed from the site. The Contractor is responsible to protect and maintain all water pollution control items throughout the project.

### **3-12.6.5.1 Non-Irrigated Hydroseed Mix**

ADD the following:

Non-Irrigated hydroseed mix shall conform to the following:

<b>Non-Irrigated Hydroseed Mix</b>		
<b>Seed Species</b>	<b>% Purity Per Acre</b>	<b>Pounds Per Acre</b>
Atriplex Glauca	70 PLS.	20
Plantage Insularis		50
Encelis Farinosa		8
Lotus Scoparius	Scarified	6
Exchscholtzia California	50 PLS.	7
		91 LBS

### **3-12.6.6 Payment**

ADD the following subsection:

Payment for “**Water Pollution Control**” shall be paid for on a lump sum basis. Payment shall include all costs for the installation, maintenance, inspection, and removal of water pollution control items, BMP’s and additional items required in the SWPPP (when required) including but not limited to; rock berms, gravel bags, fiber rolls, silt fence, inlet filters, construction entrances, covering of stockpiles, non-irrigated hydroseed mix, QSP inspection services, and all other water pollution control items. This item shall include all costs associated with the handling of storm water during construction, including rain events and nuisance water. The amount bid for this item shall be paid over the duration of the project with the amount paid on each monthly progress estimate determined by the percent complete on all other bid items.

### **3-12.7 Graffiti Control**

ADD the following subsection:

The Contractor shall maintain the site improvements, including any temporary facilities, equipment or other materials free of graffiti. All graffiti shall be removed within 24 hours. Contractor shall notify the Sheriff’s Department upon discovery or notification of graffiti and allow a reasonable time for Sheriff Department staff to document graffiti for future prosecution when possible.

### **3-12.8 Payment**

ADD the following subsection:

Payment for Work Site Maintenance, excluding Water Pollution Control shall be included in the unit price bid for the major items of work unless a separate bid item is provided.

### **3-13 COMPLETION, ACCEPTANCE AND WARRANTY**

#### **3-13.1 Completion**

##### **3-13.1.2 Walk-through and Punch List Procedure**

ADD the following subsection:

The Contractor shall request a walk-through by the Engineer, no later than 15 working days prior to the end of Contract time. The Engineer will perform the walk-through within 5 working days from request by the Contractor. The following items are required prior to requesting a walk through.

1. Remove temporary facilities from the site.
2. Thoroughly clean the site.
3. Provide complete Red-lines in accordance with Section 3-8.8.
4. Provide all equipment and material maintenance and operation instructions/manuals.
5. Provide all tools which are a permanent part of equipment installed in the project.
6. Provide all items specified to be supplied as extra materials or spare parts.

After completion of the above items, the Engineer will schedule the walkthrough. If the Engineer begins to generate a punch list and finds the Work is not substantially complete as defined herein, the Engineer will terminate the walk-through and notify the Contractor in writing. Upon completion of the walkthrough, the Engineer will submit to the Contractor the final punch list with the items required for correction prior to acceptance of the work. All punch list items are to be completed within 10 working days from receipt of the punch list by the Engineer. No additional contract time will be granted to complete punch list items.

#### **3-13.2 Acceptance**

DELETE in its entirety and SUBSTITUTE with the following:

Acceptance will occur after all of the requirements contained in the Contract Documents have been fulfilled, all change orders have been processed and no items of work are disputed. If, in the Engineer's judgment, the Contractor has fully performed the contract, the Engineer will recommend to the City Council that the project be accepted as complete and file a Notice of Completion.

#### **3-13.3 Warranty**

ADD the following:

The Contractor shall warrant all work including components for a period of 1 year.

The Contractor shall involve the manufacturer in the installation and startup as needed to secure any extended warranty from that provided.

Nothing in here is intended to limit any manufacturer's warranty which provides the City with greater warranty rights than set forth in this section or further stipulated in the Contract Documents. These specifications are not intended to constitute a period of

limitations or waiver of any other rights or remedies the City may have regarding the Contractors obligations under the Contract Documents or federal or state law.

### **3-13.3.1 Defective Work**

ADD the following subsection:

The Contractor shall respond and initiate corrective action within 24 hours of notice of nonconforming Work that poses an imminent threat to persons or property.

If the Engineer finds the Work, or any part of the Work to be defective, whether or not manufactured, fabricated, installed, completed or overlooked and accepted by the Engineer, the Contractor must, in accordance with the Engineer's written instructions and within the specified time limits, either correct the Defective Work, or, if it has been rejected by the Engineer, remove it from the Site and replace it with non-defective and conforming work.

If, upon notice, the Contractor fails to immediately correct the Defective Work, or the Contractor fails to correct the Defective Work in a manner conforming to the Contract Documents, the Engineer may order the Contractor to stop all or part of the Project. The City's right to stop the Project does not give rise to any duty on the City's part to stop Work for the Contractor's benefit or the benefit of any other party. The Contractor shall bear all direct and indirect costs and damages that result from the City's stop work notice.

The Engineer may determine in their sole discretion to accept Defective Work in lieu of requiring the Contractor to correct or remove and replace the Defective Work. The Contractor must bear all direct and indirect costs of the Defective Work, and the diminished value to the project, as determined by the Engineer. If the Engineer's acceptance of the Defective Work occurs prior to Final Payment, the Engineer will issue a Change Order incorporating the necessary revisions in the Contract Documents with respect to the Defective Work and affording the City the appropriate decrease in the Contract Price.

If the Contractor fails to correct, remove, or replace Defective Work within 5 Working Days from the date of written notice from the Engineer, the Engineer may proceed expeditiously with any correction of Defective Work undertaken in accordance with this Section. The City may remedy at a sooner time in the event of an emergency. The City may remedy after 5 Working Days from the date of written notice when the Contractor fails to correct the Defective Work in accordance with the Contract Documents, or when the Contractor fails to comply with any other provisions of the Contract Documents.

When undertaking remedial action under this section, the City may: exclude the Contractor all or part of the Site; take possession of all or part of the Work, and suspend the Contractor's Work and/or Services; and incorporate into the project all material and equipment stored at the Site for which the City has paid but the Contractor has stored elsewhere.

The City will not grant an extension of Contract Time or milestones because of any delay in the performance of the Project attributable to the City's undertaking remedial action to correct defective work.

The Contractor must repair or replace traffic signal and lighting system equipment within 72 hours after notification of defects by the Engineer.

The Contractor shall be responsible for any claims, costs, losses, and damages incurred by the City in remedying any deficiency e.g., all costs of repair and/or replacement of Defective Work and all costs of repair of any other Work on the Project destroyed or damaged by correction, removal, or replacement of the Contractors Defective Work.

### **3-13.3.2      Warranty Format Requirements**

ADD the following subsection:

Written warranties, except manufacturer's standard printed warranties, must be on the Contractor's, their agents', material suppliers', installers', or manufacturers' own letterhead addressed to and for the City's benefit. Submit all warranties in the format described in this section, modified as approved by the Engineer to suit the conditions pertaining to the warranty.

The Contractors shall obtain warranties, executed in triplicate by responsible Subcontractors and suppliers, within 10 working days after completion of the applicable item of Work. Except for items put into use with the Engineer's permission with date mutually agreed upon in writing, ensure the beginning time of all warranties is the Project Completion date. The Contractor shall retain all warranties until the time specified for submittal to the Engineer.

Warranties shall be signed by the Contractor and the appropriate agent.

Warranties shall be provided to the Engineer in a 3-ring binder with a neatly typed coversheet, table of contents identifying each warranty with the number and title of the applicable specification section requiring the warranty and the name of the product or Work item.

Each warranty shall be separated with index tab sheets matching the table of contents listing. Provide complete information using separated typed sheets as necessary. The information must include a list of Subcontractors and suppliers with name, address, telephone number of responsible principal.

### **3-13.3.3      Correction of Work During the Warranty Period**

ADD the following subsection:

If within 1 year (or longer applicable warranty period) after the date for commencement of warranties under the Contract Documents, any item of Work is found to be Defective Work, the Contractor must correct it promptly after receipt of written notice from the City to do so. This period of 1 year (or a longer applicable warranty period) must be extended with respects to portions of the Work corrected as part of the warranty requirements.

## **3-14              TECHNICAL STUDIES AND DATA**

ADD the following subsection:

Technical studies (e.g., reports and tests) and data may be physically included in the Bid package, referred to in the Special Provisions, or both show conditions as are believed by the City to exist, but it is not to be inferred that all of the conditions as shown thereon actually exist, nor will the City or any of the City's officers be liable for any loss sustained by the Contractor as a result of any variance between conditions indicated in the technical studies and data and the actual conditions revealed during the progress of the Work or otherwise.

The Contractor shall inspect the Site, acquire, and review this information and to take other necessary steps to thoroughly familiarize themselves with the Site conditions. If a review of the documents and Site inspection indicate a conflict, the Contractor must immediately notify the Engineer.

The Contractor is cautioned that interpretations and conclusions contained in the documents provided by the City were formulated for design purposes only and were based on work performed in such a way as to expressly provide information required for design unless specified otherwise.

The Contractor may perform additional exploration at their sole expense.

## **SECTION 4 - CONTROL OF MATERIALS**

Is amended as follows:

### **4-2 PROTECTION**

ADD the following:

The Contractor shall repair or replace any equipment and materials in the event of vandalism, damage, or theft during the duration of the Contract at no additional cost to the City.

### **4-4 TESTING**

To paragraph (1), sentence (3-4), DELETE in its entirety and SUBSTITUTE with the following:

The Contractor shall obtain 3<sup>rd</sup> party compaction and material testing services from a State of California licensed material testing or geotechnical engineering firm. The Contractor shall submit the contact information of the proposed testing firm to the City for approval prior to the start of work. The 3<sup>rd</sup> party testing firm(s) shall provide to the City professional liability insurance coverage in the amount of \$1,000,000 per occurrence with such policy naming the City of Santee as an additional insured in accordance to Section 5-4.

The Contractor shall be responsible for the scheduling of all testing times and dates with the testing firm(s) in advance of all required operations which require such testing.

The geotechnical firm shall be onsite every day that is required for testing as described in this Section.

#### **4-4.1      **Compaction Testing Requirements****

ADD the following subsections:

Compaction testing of all asphalt concrete, aggregate base and soils shall be performed to the minimum requirements as stated below:

##### **4-4.1.1      **Asphalt Concrete Pavement Compaction Testing****

###### **1. Trench Resurfacing:**

Asphalt concrete pavement restored as part of the installation or replacement of storm drains, water lines, sewer lines, electrical, and any telecommunication trenching. At least two (2) compaction tests shall be performed and at every fifty linear feet (50') of the trench line for each lift of asphalt concrete.

###### **2. Asphalt Concrete Patching:**

For asphalt concrete removed as part of the replacement of concrete curbs, curb and gutters, pedestrian ramps and cross gutters, the total number of compaction tests required related to asphalt slot patching are to be a minimum of 1 compaction test per asphalt patch.

For asphalt concrete removed as part of street repairs, 1 compaction test, per asphalt patch, for every 200 square feet of patch shall be performed.

###### **3. New Asphalt Roadways or Asphalt Overlays:**

At least two (2) compaction tests shall be performed and at every one hundred linear feet (100') of travel by the asphalt paving machine. A minimum of 3 tests shall be taken in all cul-de-sacs and knuckles.

##### **4-4.1.2      **Aggregate Base Compaction Testing****

###### **1. Trench Backfill:**

Aggregate base placed in lifts exceeding four inches (4") thick. At least two (2) compaction tests shall be performed at every fifty feet (50') of the trench line for each lift.

###### **2. Roadways, Driveways, Cross Gutters, Alleyways, Parking Lots:**

Aggregate base placed in lifts exceeding four inches (4") thick shall be tested with at least four (4) compaction tests shall be performed every one hundred square feet (100 sq. ft.) of aggregate base placed.

##### **4-4.1.3      **Soil Compaction Testing****

###### **1. Trench Backfill:**

Soil placed in lifts exceeding six inches (6") thick. At least two (2) compaction tests shall be performed at every fifty feet (50') of the trench line for every eighteen inches (18") vertically of soil placed.

2. All other areas:

Soil placed in lifts exceeding six inches (6") thick. At least (4) compaction tests and at every one thousand square feet (1,000 sq. ft.) of soil placed for every twelve (12") vertically placed.

#### 4-4.2 Material Testing Requirements

ADD the following subsections:

Material testing of asphalt concrete, tire rubber modified asphalt concrete (TRMAC) and slurry seals shall be performed to the requirements as stated below:

##### 4-4.2.1 Asphalt Concrete Testing

Asphalt concrete samples shall be taken for every 200 tons of asphalt concrete placed per day for all asphalt concrete. The City will determine the locations for each sample to be tested.

##### Asphalt Concrete

Asphalt Binder %	California Test 362, 379 or 382
Air Voids %	California Test 367
Hveem Stability S-Value (min.)	California Test 304 and 366

##### Tire Rubber Modified Asphalt Concrete (TRMAC) (Gap-graded Mixes)

% MAC-15TR by Dry Weight Aggregate	California Test 362, 379 or 382
Air Void %	California Test 367
Hveem Stability S-Value (min.)	California Test 304 and 366

##### 4-4.2.2 Slurry Seal Testing

Slurry seal samples shall be taken on site during field application in addition to any testing performed by the central mix plant. Samples shall be taken for every 1,500 linear feet of application by the slurry seal distribution equipment. The City will determine the final locations for each sample to be tested.

##### Slurry Seals

Emulsified Asphalt % by Dry Weight Aggregate	-
Residual Asphalt Content %	ASTM D6307 or California Test 382
Aggregate Percentage Wear @ 500 Revolution	California Test C131

Two field samples for wet track abrasion tests (WTAT) shall be taken from each slurry seal truck used for each type of slurry seal placed per day. One field sample shall be tested from each slurry seal truck used and per slurry seal type per day. If slurry seal is only placed on 1 day, a minimum of 2 WTAT's shall be submitted for each slurry seal truck used and per slurry seal type on the project.

WTAT specimens shall be cast and struck off within 60 seconds of obtaining the sample. WTAT specimens shall not be transported until the slurry seal has set as defined by ASTM D3910.

Field samples shall conform to Table 302-4.9.1.

Tests shall also be performed as listed on Table 302-4.9.1. A consistency test, extraction test and water content test shall be performed once per day that slurry seal is placed.

#### **4-4.3            Compaction & Material Testing Reporting**

ADD the following subsection:

Written field reports and testing results shall be provided to the Engineer in writing at the end of each work week. The testing firm shall notify the Contractor, the City Inspector and/or the Engineer immediately of any test results which do not conform to the specifications. Upon notification, the Contractor shall take immediate action to correct their operations or to cease operations immediately to ensure that the work is completed to the requirements of these specifications.

#### **4-9                CONSTRUCTION WORKMANSHIP AND TOLERANCES FOR WORK**

ADD the following subsection:

In order to verify the work meets the requirements of these contract documents and to industry standards, the following measurements and methods shall be used. Failure by the Contractor to install work which upon inspection by the Engineer fails to meet these requirements may be grounds for rejection.

Circular:            When measuring from the center of a circle with a string line or straight edge, no measurement of 1/4-inch or greater from the specified radius or diameter shall be permitted.

Cross Slope:        Cross slopes for sidewalks walkways shall be field measured with a digital level not less than 4' in length. Cross slopes shall be within 0.5% of the specified slope and shall in no way exceed the specified slope when a "max" or "maximum" is shown unless approved by the Engineer. When no specified cross slope is shown on the plans 2% shall be the maximum slope permitted for all sidewalks, walkways or ramps.

Level:                When measuring for levelness of an object, a minimum level of 4' in length shall be used unless the object to be measured is less than 4' in length. The use of any type of level less than 4' in length and

placed on top of a straight edge shall not be permitted in lieu of a 4' level.

**Perpendicular:** Perpendicular shall be defined as being at an angle 90 degrees to a given line, plane or surface. Any measurable deviation 2 degrees or greater shall be grounds for rejection.

**Radius:** When measuring from the center of a circular curve with a string line or straight edge, no measurement of 1/4-inch or greater from the specified radius or diameter shall be permitted.

**Square:** When measuring to insure items are installed square, all four sides of the object shall be of equal lengths, equal angles and equal lengths measured from corner points.

**Straightness:** Concrete curbs, gutters, and sidewalks shall be installed such that no horizontal or vertical change of 1/4-inch over 10 feet is measured unless required to meet a designated grade or slope.

**Vertical:** Vertical shall mean installed at a perpendicular angle to the horizontal plane measured in at least 3 positions. Any measurable deviation 2 degrees or greater shall be grounds for rejection.

#### **4-10 PAYMENT**

ADD the following subsection:

Payment for all required testing shall include all labor, materials, equipment, tool, and incidentals necessary to perform the testing including the scheduling of tests, obtaining test samples, testing, preparing daily reports and final reports.

Payment shall be included in the unit price bid for “**Geotechnical Testing**”. When no such item is provided in the bid schedule payment shall be included in the major items of work requiring such testing.

### **SECTION 5 – LEGAL RELATIONS AND RESPONSIBILITIES**

Is amended as follows:

#### **5-3 LABOR**

##### **5-3.1 General**

DELETE in its entirety and SUBSTITUTE with the following:

Only competent workers shall be employed on the Work. Any person employed by the Contractor, any Subcontractor who is found to be incompetent, intemperate, troublesome, disorderly, hostile, or otherwise objectionable, or who fails to perform the work properly and acceptably, shall be immediately removed from the Work by the Contractor and shall not be reemployed on the Work. The Engineer shall make the sole determination of employees to be removed from the Work.

### **5-3.2 Prevailing Wages**

DELETE in its entirety and SUBSTITUTE with the following:

The Contractor shall comply with Labor Code Sections 1774 and 1775. In accordance with said Section 1775 the Contractor shall forfeit as a penalty to the in the amount as defined in Section 1775, \$200 for each calendar day or portion thereof, for each workman paid less than the prevailing rates as determined by the Director of Industrial Relations for such work or craft in which such workman is employed for any work done under the Contract by them or by any Subcontractor under them in violation of the provisions of the Labor Code and in particular, Labor Code Sections 1770 to 1780, inclusive. In addition to said penalty and pursuant to said Section 1775, the difference between such prevailing wage rates and the amount paid to each workman for each calendar day or portion thereof for which each workman was paid less than the prevailing wage rate shall be paid to each workman by the Contractor.

Pursuant to the provisions of Section 1773 of the Labor Code of the State of California, the City has obtained the general prevailing rate of wages (which rate includes employer payments for health and welfare, pension, vacation, travel time, and subsistence pay as provided for the Section 1773.1 of said Code, apprenticeship or other training programs authorized by Section 3093 of said Code, and similar purposes) applicable to the work to be done, for straight time, overtime, Saturday, Sunday and holiday work. The holiday wage rate listed shall be applicable to all holidays recognized in the collective bargaining agreement of the particular craft, classification or type of workmen concerned.

Pursuant to Section 1773.2 of the Labor Code, general prevailing wage rates shall be posted by the Contractor at a prominent place at the site of the Work.

### **5-3.3 Payroll Records**

DELETE in its entirety and SUBSTITUTE with the following:

Pursuant to Labor Code section 1776, the Contractor and each Subcontractor shall maintain weekly certified payroll records showing the name, address, social security number, work classification, straight time and overtime hours paid each day and week, and the actual per diem wages paid to each journeyman, apprentice, worker or other employee employed in connection with the Work. Contractor shall certify under penalty of perjury that records maintained and submitted by Contractor are true and accurate. Contractor shall also require Subcontractor(s) to certify weekly payroll records under penalty of perjury.

1. Each Contractor and Subcontractor shall keep an accurate payroll record, showing the name, address, social security number, work classification, straight time and overtime hours worked each day and week, and the actual per diem wages paid to each journeyman, apprentice, worker, or other employee employed by them in connection with the public work.
2. The payroll records enumerated under subdivision (1) shall be certified and shall be available for inspection at all reasonable hours at the principal office of the Contractor on the following basis:

- a. A certified copy of an employee's payroll record shall be made available for inspection or furnished to the employee or his or her authorized representative on request.
- b. A certified copy of all payroll records enumerated in subdivision (1) shall be made available for inspection and furnished upon request within 10 days from request to the City or their authorized representative, the Division of Labor Standards Enforcement, and the Division of Apprenticeship Standards of the Department of Industrial relations.
- c. A certified copy of all payroll records enumerated in subdivision (1) shall be made available upon request by the public for inspection or copies thereof made; provided, however, that a request by the public shall be made through either the City, the Division of Apprenticeship Standards, or the Division of Labor Standards Enforcement. If the requested payroll records have not been provided pursuant to paragraph (b), the requesting party shall, prior to being provided the records, reimburse the costs of preparation by the Contractor, Subcontractors, and the entity through which the request was made. The public shall not be given access to the records at the principal office of the Contractor.
3. Each Contractor shall file a certified copy of the records enumerated in subdivision (1) with the entity that requested the records within 10 days after receipt of a written request.
4. Any copy of records made available for inspection as copies and furnished upon request to the public or any public agency by the awarding body, the Division of Apprenticeship Standards, or the Division of Labor Standards Enforcement shall be marked or obliterated in such a manner as to prevent disclosure of an individual's name, address and social security number. The name and address of the Contractor awarded the contract or performing the contract shall not be marked or obliterated.
5. The Contractor shall inform the City of the location of the records enumerated under subdivision (1), including the street address, City and county, and shall, within five working days, provide a notice of a change of location and address.
6. In accordance with Labor Code Section 1771.4, the Contractor and each Subcontractor shall furnish the certified payroll records directly to the Department of Industrial Relations on a weekly basis and in the format prescribed by the Department of Industrial Relations, which may include electronic submission. Contractor shall comply with all requirements and regulations from the Department of Industrial Relations relating to labor compliance monitoring and enforcement.
7. In the event of noncompliance with the requirements of this section, the Contractor shall have 10 days in which to comply subsequent to receipt of written notice specifying in what respects the Contractor must comply with this section. Should noncompliance still be evident after the 10 day period, the Contractor shall, as a penalty forfeit one-hundred dollars (\$100) for each calendar day, or portion thereof,

for each worker, until strict compliance is effectuated. Upon the request of the Division of Apprenticeship Standards or the Division of Labor Standards Enforcement, these penalties shall be withheld from progress payments then due."

The penalties specified in subdivision (f) of Labor Code Section 1776 for noncompliance with the provisions of said Section 1776 may be deducted from any moneys due or which may become due to the Contractor.

The Contractor and each Subcontractor shall preserve their payroll records for a period of three (3) years from the date of completion of the contract.

#### **5-3.4 Hours of Labor**

DELETE in its entirety and SUBSTITUTE with the following:

Eight hours labor constitutes a legal day's work. The Contractor shall forfeit, as a penalty, \$25 for each workman employed in the execution of the contract by the Contractor or any Subcontractor under them for each calendar day during which such workman is required or permitted to work more than 8 hours in any one calendar day and 40 hours in any one calendar week in violation of the provisions of the Labor Code, and in particular, Section 1810 to Section 1815, thereof, inclusive, except that work performed by employees of Contractor or any Subcontractor in excess of 8 hours per day, and 40 hours during any one week, shall be permitted upon compensation for all excess hours worked at not less than one and one half times the basic rate of pay, as provided in said Section 1815.

#### **5-3.5 Apprentices**

DELETE in its entirety and SUBSTITUTE with the following:

Pursuant to Section 1777.5, 1777.6 and 1777.7 of the California Labor Code and Title 8, California Code of Regulations, Section 200 et seq. The Contractor shall abide by all requirements with respect to the employment of apprentices on for the work.

#### **5-3.6 Debarment of Contractors and Subcontractors**

ADD the following subsection:

The Contractor, or any Subcontractor working under the Contractor, may not perform work on a public works project with a Subcontractor who is ineligible to perform work on a public project pursuant to Section 1777.1 or Section 1777.7 of the California Labor Code. Any contract on a public works project entered into between the Contractor and a debarred Subcontractor is void as a matter of law. A debarred Subcontractor may not receive any public money for performing work as a Subcontractor on a public works contract. Any public money that is paid or may have been paid to a debarred Subcontractor by the Contractor on the project shall be returned to the City. The Contractor shall be responsible for the payment of wages to workers of a debarred Subcontractor who has been allowed to work on the project.

#### **5-4 LIABILITY INSURANCE**

DELETE in its entirety and SUBSTITUTE with the following:

#### **5-4.1 Indemnity**

To the fullest extent permitted by law, Contractor agrees to indemnify, defend (with counsel of City's choosing) and hold harmless the City and its officers, employees and elected and appointed officials, and volunteers (each, an "Indemnified Party") from and against any and all liabilities (including without limitation all claims, losses, damages, penalties, fines, and judgments, associated investigation and administrative expenses, and defense costs, including but not limited to reasonable attorneys' fees, court costs and costs of alternative dispute resolution) regardless of nature or type or whether the allegations are false, fraudulent, or groundless, expressly including but not limited to those arising from bodily injury (including death) or property damage, arising out of, related to, or in connection with the Work or this Contract, including claims made by subcontractors for nonpayment, and including without limitation the payment of all consequential damages and other related costs and expenses. Contractor shall defend, at Contractor's own cost, expense and risk, with counsel of City's choosing, any and all such suits, actions or other legal proceedings of every kind that may be brought or instituted against City, its officials, officers, agents, employees and representatives. Contractor shall pay and satisfy any judgment, award or decree that may be rendered against City, its officials, officers, agents, employees and representatives, in any such suit, action or other legal proceeding. Contractor shall reimburse City, its officials, officers, agents, employees and representatives for any and all legal expenses and costs incurred by each of them in connection therewith or in enforcing the indemnity herein provided. The only limitations on this provision shall be those imposed by Civil Code Section 2782.

If Contractor's obligation to defend, indemnify, and/or hold harmless arises out of Contractor's performance as a "design professional" (as that term is defined under Civil Code section 2787.8), then, and only to the extent required by Civil Code section 2782.8, which is fully incorporated herein, Contractor's indemnification obligation shall be limited to claims that arise out of, pertain to, or relate to the negligence, recklessness, or willful misconduct of the Consultant, and, upon Contractor obtaining a final adjudication by a court of competent jurisdiction, Contractor's liability for such claim, including the cost to defend shall not exceed the Contractor's proportionate percentage of fault.

#### **5-4.2 Insurance**

Without limiting the Contractor's indemnification of the City, the Contractor shall provide and maintain at its own expense, during the term of this Agreement, or as may be further required herein, the following insurance coverage and provisions.

##### **5-4.2.1 Evidence of Coverage**

Prior to the execution of the Contract, the Contractor shall file with the City original certificates and amendatory endorsements, copies of applicable insurance language, or other evidence of insurance from an insurer or insurers the effecting coverage of all insurance required herein. All evidence of insurance shall be signed by a properly authorized officer, agent or qualified representative of the insurer and shall certify the names of the insured, any additional primary insured's, when appropriate, the type and amount of the insurance, the location and operation to which the insurance applies, and

the expiration date of such insurance. The City shall be named as an additional insured on the Commercial General Liability policy, and, if the Project involves environmental hazards, on the Pollution/Asbestos Liability policy using form 2010 1185 or equivalent. Any subconsultant, subcontractor or similar entity performing work on the Project must add the City as an additional insured using CG form 20 38, or broader coverage.

The Contractor shall verify that all subcontractors meet the minimum insurance requirements and provide copies of such policies naming the City as an additional insured to the City prior to the start of work.

The Contractor shall not proceed with the work under the Agreement until it has obtained all insurance required and such insurance has been approved by the City. This approval of insurance shall neither relieve nor decrease the liability of the Contractor.

#### **5-4.2.2 Qualifying Insurers**

All policies required must be issued by acceptable insurance companies, as determined by the City, which satisfy the following minimum requirements:

Insurance carriers shall be qualified to do business in California and maintain an agent for process within the State. Such insurance carriers shall have not less than an "A" policyholder's rating and a financial rating of not less than "Class VII" according to the latest Best's Key Rating Guide. Due to market fluctuations in the Workers Compensation sector, the City reserves the right and at its sole discretion to review and accept the Contractor's proposed Workers Compensation Insurance.

#### **5-4.2.3 Minimum Policy Limits Required**

The following insurance limits are required for the Contract:

<b><u>Policy Requirements</u></b>	<b><u>Combined Single Limit</u></b>
<b>Commercial General Liability</b>	<b>\$2,000,000</b> per occurrence/ <b>\$5,000,000</b> aggregate for bodily injury, personal injury and property damage
<b>Automobile Liability</b>	<b>\$1,000,000</b> per occurrence for bodily injury and property damage
<b>Workers Compensation / Employer's Liability</b>	<b>\$1,000,000</b> per occurrence
<b>All Policies</b>	If Contractor maintains higher limits than the minimums shown above, the City requires and shall be entitled to coverage for the higher limits maintained by Contractor. Any available insurance proceeds in excess of the specified minimum limits of insurance and coverage shall be available to the City.

## **5-4.2.4 Insurance Required**

### **5-4.2.4.1 Commercial General Liability**

Contractor shall take out and maintain, during the performance of the work under this Contract and for twelve (12) months following the completion of all work, in amounts not less than specified in the Contract Documents, Commercial General Liability Insurance, in a form with insurance companies acceptable to the City. Coverage for Commercial General Liability shall be at least as broad as the following:

Insurance Services Office Commercial General Liability coverage (Occurrence Form CG 0001)

Commercial General Liability Insurance shall include coverage for the following:

- a. Bodily Injury (including death) and Property Damage
- b. Personal Injury/Advertising Injury
- c. Premises and Operations
- d. Products / Completed Operations Liability
- e. Aggregate Limits that apply per contract.
- f. Contractual Liability with respect to this Contract  
*(If the Contractor is working near a railroad or light rail operation, any exclusion as to performance of operation within the vicinity of any railroad bridge, trestle, track, roadbed, tunnel, underpass or crossway shall be deleted.)*
- g. Explosion, Collapse, and Underground Hazards (X, C, and U)
- h. Independent Contractors Coverage
- i. Broad Form Property Damage
- j. Sexual Misconduct, with no applicable sublimit
- k. Severability of Interest clause providing that the coverage applies separately to each insured except with respect to the limits of liability.

All such policies shall name the City, the City Council, its officers, employees, agents, and volunteers as Additional Insured under the policy.

The general liability policy may utilize either deductibles or provide coverage excess of a self-insured retention, subject to written approval by the City.

Should an Umbrella Policy be utilized in addition to the Commercial General Liability policy to meet the minimum coverage limits, the City shall be named as additional insured and be endorsed onto the Umbrella Policy.

### **5-4.2.4.2 Automobile Liability**

At all times during the performance of the Work under this Contract, and for twelve (12) months following the completion of all work, the Contractor shall maintain Automobile Liability Insurance for bodily injury (including death) and property damage including coverage for owned, non-owned, and hired vehicles, in a form and with insurance companies acceptable to the City.

Coverage for automobile liability insurance shall be at least as broad as Insurance Services Office Form Number CA 0001 (ed. 6/92) covering automobile liability, Code 1 (any auto). The automobile liability program may utilize deductibles, but not a self-insured retention, subject to written approval by the City.

All such policies shall name the City, the City Council, its officers, employees, agents, and volunteers as Additional Insured under the policy.

#### **5-4.2.4.3 Workers' Compensation / Employer's Liability**

At all times during the performance of the work under this Contract, and for twelve (12) months following the completion of all work, the Contractor shall maintain workers' compensation in compliance with applicable statutory requirements and Employer's Liability Coverage in amounts not less than the limits specified in the Contract Documents.

Such Insurance shall include an insurer's Waiver of Subrogation in favor of the City and will be in a form and with insurance companies acceptable to the City.

If insurance is maintained, the workers' compensation and employer's liability program may utilize either deductibles or provide coverage excess of a self-insured retention, subject to written approval by the City.

Before beginning work, the Contractor shall furnish to the City satisfactory proof that he or she has taken out for the period covered by the work under this Contract, full compensation insurance for all persons employed directly by Contractor or through Subcontractors in carrying out the work contemplated under this Contract, all in accordance with the "Workers' Compensation and Insurance Act," Division IV of the Labor Code of the State of California and any acts amendatory thereof.

Pursuant to the requirements of Section 1860 of the Labor Code, the Contractor will be required to secure the payment of worker's compensation to his employees in accordance with the provisions of Section 3700 of the Labor Code.

Prior to the commencement of work, the Contractor shall sign and file with the Engineer a certification in the following form:

*"I am aware of the provisions of Section 3700 of the Labor Code which require every employer to be insured against liability for worker's compensation or to undertake self-insurance in accordance with the provisions of that code, and I will comply with such provisions before commencing the performance of the work of this contract."*

Said certification is included in the Workers' Compensation Insurance Certificate which must be signed and filed with the City prior to performing any work under this contract.

#### **5-4.2.5 Policy Provisions Required**

The City, as an additional insured, shall be expressly endorsed onto each policy as a cancellation notice recipient such that the City shall receive a copy of any cancellation notice in the event any policy is cancelled.

General Commercial Liability and Automobile Liability insurance policies shall contain a provision stating that the Contractor's policies are primary insurance and that the insurance of the City or any named additional insurers, shall not be called upon to contribute any loss.

## **5-7 SAFETY**

ADD the following:

The Contractor is responsible to ensure a safe work site at all time during the Contract. Contractor shall inform occupants of abutting properties by written notice, of any access limitations made necessary by the Work at least 5 working days in advance.

The Contractor shall ensure compliance with all local, State and Federal safety requirements for all aspects of the work including but not limited to:

- a) Providing adequate safeguards for workers and the general public.
- b) Assuring that any person working in or adjacent to a traveled roadway wears a safety vest as required for workers and flag persons.
- c) All employees wear suitable head, eye and foot protection at all times, including hearing protection when required due to the work.
- d) Patrol the construction site as required to ensure that all safety devices are in place and operating at all times.
- e) Vehicles and equipment have operating backup alarms.
- f) During night time work, adequate portable overhead lighting is provided to illuminate the work site for workers safety and for passing vehicles to clearly navigate past the work area. Portable lighting shall be inspected to ensure it does not provide a hazard to passing vehicles by over shining, glare, or be of an intensity disturbing to passing motorists.

The Contractor shall install plastic caps over all exposed metal stakes which pose a safety hazard.

### **5-7.1. Work Site Safety**

#### **5-7.1.3 Health and Safety Plan**

ADD the following subsection:

The Contractor and their subcontractors have the ultimate responsibility for the health and safety of their respective employees. These specifications shall not be construed to limit the Contractor and their subcontractors liability nor to assume that the City, the City Council, its officers, employees, agents or designate, will assume any of the Contractor's or their subcontractor's liability associated with Site safety considerations.

The Contractor shall have a health and safety plan in effect at least 1 week prior to commencement of the Work. The plan must comply with all OSHA, and other State and

Federal requirements. The plan must specifically address procedures and protocols that will be followed to monitor for the presence of hazardous atmosphere, possibility for engulfment, gasses due to organic soils or proximity to landfills, exposure to hazardous products that may be released from grinding, cutting, or torching galvanized or painted surfaces, contaminated soil, and groundwater, and identify response actions that will be taken when these conditions are encountered. The City will not assume any role in determining the adequacy of the plan on the Contractor's behalf.

#### **5-7.1.4      Playground Safety**

ADD the following subsection:

The Contractor shall provide a secured fence around all playground(s) to prevent use or access. The fencing shall remain in place until the independent Playground Safety Audit has been performed by the Contractor and the Engineer.

The Contractor shall provide certification by a National Playground Safety Institute (NPSI) certified playground inspector that the installed equipment is compliant with all applicable codes.

Payment for fencing around playgrounds and the playground safety audit shall be included in the applicable bid items for the construction of the playground(s).

#### **5-7.1.5      Open Excavations**

ADD the following subsection:

All trenches and excavations shall be backfilled or covered with steel plates at the end of each work day to restore roadways and pedestrian facilities for usage unless prior approval by the City. Open trenches and excavations are not permitted outside of working hours unless prior approval is received from the City.

Open excavations which are permitted to be open outside of working hours must be securely fenced in accordance to Section 5-7.7.2.

#### **5-7.1.6      Emergencies**

ADD the following subsection:

In the event of an emergency affecting the safety or protection of persons or the Work or property at, or adjacent to the Site, the Contractor, without special instruction or authorization from the Engineer, is obligated to act to prevent threatened damage, injury or loss. The Contractor shall provide prompt written notice to the Engineer if the Contractor has determined that significant changes in the Work have resulted due to the action taken in response to an emergency.

#### **5-7.8          Steel Plate Covers**

##### **5-7.8.1      General**

ADD the following:

All steel plate covers shall provide complete coverage of any excavation to prevent any person, bicycle, motorcycle or motor vehicle from being endangered due to steel plate cover movement causing separation or gaps.

Steel plates shall be skid resistant type and have a skid resistant surface that was manufactured with a nominal Coefficient of Friction (COF) of 0.35 as determined by California Test Method 342.

Steel plate covers shall be manufactured in accordance to ASTM A-36, "Carbon Structural Steel" and designed for HS20-44 truck loading per the Caltrans Bridge Design Specifications Manual and shall extend a minimum of twelve-inches (12") beyond the edges of the trench and to any additional width as required by the Engineer due to the depth of trench and/or soil conditions. Trenches with steel plate covers shall be adequately shored to support the bridging and traffic loads.

#### **5-7.8.2 Thickness**

ADD the following:

Contractor shall submit to the City for approval, working drawings of the planned Steel Plate Covers to be utilized for the project. The plan shall show the dimensions of all steel plate covers, steel plate thickness, the location for their installation, any connections and the sized a spacing of all necessary members.

For temporary steel plate covers whose spans are greater than 5'-3" (63"), a structural design with structural calculations including a shoring system shall be prepared by a State of California licensed Civil or Structural Engineer. Additional structural calculations are not required for previously approved steel plate cover designs which utilized the same span, trench depth, soil conditions, and application previously approved for the same project. The steel plate cover design shall be submitted in accordance to Section 3-8 "Submittals".

#### **5-7.8.3 Installation**

DELETE in its entirety and SUBSTITUTE with the following:

Unless specifically stated in the Special Provisions or approved by the Engineer:

- a. The installation of steel plate covers shall not exceed four (4) consecutive working days in any given week.
- b. The installation of steel plate covers shall not exceed fifty lineal feet (50') in length.

The Contractor is responsible for maintaining the steel plate cover, their skid resistance, their connection to any shoring system, the temporary asphalt concrete transition ramps and ensuring the steel plate covers meet minimum specifications. All steel plate covers shall be free of deformation. The trueness of a steel plate cover shall be determined by the use of a straight edge. Any steel plate covers found to be permanently deformed shall be rejected and removed from the right-of-way.

The Contractor shall immediately mobilize necessary personnel and equipment and materials necessary after being notified by the City, any emergency service agency, or the member of the public of a repair need. This includes but is not limited to plate movement, noise plate anchors, temporary cold mix asphalt, and the transition of the steel plate cover and the existing roadway, parking area, and sidewalk. Failure to respond to the emergency request within two (2) hours of initial attempt to contact the Contractor shall be grounds for the City to perform necessary repairs with all actual costs necessary to perform the work being withheld from the Contractor's future payment at the sole discretion of the City. Failure by the Contractor to maintain steel plate covers shall be automatic grounds for suspension of work.

#### **5-7.8.3.1 Steel Plate Covers for Roadways 35 mph or greater**

Steel plate covers for roadways 35 mph or greater shall be recessed. The pavement shall be cold milled to provide a depth, width and length necessary to place the steel plate cover flush with finish surface.

#### **5-7.8.3.2 Steel Plate Covers for Roadways less than 35 mph**

Steel plate cover shall be pinned on all sides with a minimum of 2 pins per side and every 5 linear feet. Pins shall be carbon steel railroad spikes with rounded tops not less than 5/8" thick and 6-inches long or approved equal. Temporary cold-mix asphalt concrete shall be placed around all sides of the trench plate covers to a distance not less than 12-inches from the edge of plate cover. Cold mix asphalt concrete shall be properly compacted during placement and any loose material shall be swept to provide a neat clean work site.

#### **5-7.8.4 Payment**

DELETE in its entirety and SUBSTITUTE with the following:

Payment for Steel Plate Covers shall be included in the unit price bid for all major items of work which require the placement of steel plate covers.

#### **5-7.9 Shoring, Falsework and Concrete Forms**

ADD the following subsection:

The Contractor and all subcontractors shall comply with the requirement of §1717 of the Construction Safety Orders, State of California, Department of Industrial Relations, regarding the design inspection of concrete form, falsework and shoring before the placement of concrete. When required by §1717 the Contractor must employ a registered civil engineer for the design calculation and working drawings of the falsework or shoring system or the inspection of such systems prior to the placement of concrete. Payment shall be included in the unit price bid for the applicable items of work.

#### **5-8 LICENSING**

ADD the following subsection:

The Contractor and their subcontractors shall be responsible to procure all required licensing necessary to perform the work in accordance to all Federal, State and local laws and requirements.

#### **5-8.1 Business Licensing**

The Contractor and all subcontractors shall obtain a business license with the City of Santee to perform business with the City of Santee. The Contractor and their subcontractors shall be responsible to pay for the business licensing fees.

#### **5-9 RECORD DRAWINGS**

ADD the following subsection:

##### **5-9.1 General**

During the progression of all work, the Contractor shall prepare and maintain accurate record drawing of the work. All changes to the work from the original contract drawings shall be clearly marked in red ink and shall accurately show those changes whether added or deleted from the original design contract drawings. The Contractor shall update and maintain record drawings at all times during the progression of work and be available for review by the Engineer or Inspector at all times.

For all landscape irrigation work, the Contractor shall provide measurements of all mainline piping from fixed locations such as sidewalks, curbs, fences, etc. All irrigation angle points, tees, or reducers shall be clearly tied off to not less than 2 fixed objects. All items shall be measured with an accuracy to the nearest inch.

The Contractor shall finalize record drawings within 14 working days from completion of all work and submit to the Engineer for review and approval.

##### **5-9.2 Surveying for Record Drawing Preparation**

The Contractor shall obtain final as-built elevations for the following items by State of California issued licensed Land Surveyor:

Sewer Manholes/Cleanouts	Manhole rim and invert elevation
Storm Drain Inlets:	Top of curb/grate and invert elevation
Storm Drain Cleanouts:	Manhole rim and invert elevation
Storm Drain Headwalls:	Inlet and outlet flow line elevation
Building Pads:	Finish grade of building pad at corner points.

##### **5-9.3 Incomplete Record Drawings**

Failure by the Contractor to provide record drawings to the Engineer within seven (7) working days from written request by the City shall result in the City causing the completion of the record drawings. All costs incurred by the City to cause completion of the record drawings for all necessary field measurements, survey work, subsurface explorations, will be withheld from the final payment or retention release to the Contractor. Should the remaining amount due to the Contractor be less than that necessary for the

completion of the record drawings, the City will file a claim against the performance bond to cause completion of the record drawings.

#### **5-9.4 Payment**

Payment for the preparation of Record Drawings shall be included the major items of work and shall include all labor, materials, equipment, tools, and incidentals necessary including the cost of reproduction for final submittal to the City, all required surveying, and necessary field measurements.

#### **5-10 NOTIFICATION AND COORDINATION**

ADD the following subsection:

##### **5-10.1 Agency Coordination**

The Contractor shall provide 5 working days advance notification to all affected agencies due to the work and/or and traffic control implementation. Affected agencies may include, but not limed to the following:

###### City Departments / County Agencies:

1. Santee City Hall: (619) 258-4100
2. San Diego County Sheriff, Santee Station: (619) 956-4000
3. San Diego County Sheriff, Communications: (858) 565-5200
4. Santee Fire Department Administration: (619) 258-4150
5. Santee Fire Station No. 4 (Cottonwood Ave): (619) 258-4151
6. Santee Fire Station No. 5 (Carlton Oaks Drive): (619) 258-4120
7. Metropolitan Transit System (MTS): (619) 595-7032

###### School Districts:

1. Santee School District: (619) 258-2337
2. Santana High School: (619) 448-5500
3. West Hills High School: (619) 956-0400

Others:

Provided for additional contacts designated for the Contract

- |          |                |
|----------|----------------|
| 1. _____ | (     ) _____. |
| 2. _____ | (     ) _____. |
| 3. _____ | (     ) _____. |
| 4. _____ | (     ) _____. |

##### **5-10.2 Businesses and Residential Notification**

All affected businesses and residences shall be notified by the Contractor. The City will provide the Contractor a form letter to be distributed to residents and/or businesses that will be affected by the work. The letter shall state actual days and dates of construction. A date range of work is not acceptable. The Contractor shall be responsible for reproduction and distribution of all letters. Notice shall be delivered 7 calendar days in advance to each business and/or residence prior to the start of construction on each street

that affects parking and/or access. Each condominium and/or apartment unit shall also receive notifications. Re-notification shall be required if the Contractor's schedule is altered and/or other delays occur which affect the project's schedule. A door hanger may also be used in lieu of the letter, provided the same information is contained on the door hanger. The cost of reproduction and distribution of letters or door hangers shall be included in the major bid items of work.

The Contractor shall provide a notice in advance with each aspect of work, including but not limited to, crack sealing, asphalt patching, concrete work, electrical work, traffic signals, storm drain, slurry seal, ARAM and asphalt overlays.

All businesses and residences shall be notified by the Contractor that are in the direct vicinity of concrete related work in conformance to this Section. A date range of 1 week will be allowed to be provided on the notice as it is related to concrete work only.

If notifications are not provided by the Contractor, work on the project may be directed to the Contractor to stop by the City, with no additional working days being granted, until proper notification has been provided to businesses and residents in conformance to this Section.

### **5-10.3      Trash Service Notification and Coordination**

Contractor shall notify Waste Management at (619) 596-5100 of the scheduled work at least 5 business days in advance of the work. Road closures shall not be permitted which prohibit the pickup of trash service unless otherwise approved by the Engineer and scheduled with Waste Management. Contractor shall not place any roadway seal coatings within 48 hours before regular scheduled trash pickup schedule. Contractor shall not place any asphalt overlay, ARAM, or slurry seal within 48 hours before regular scheduled trash pickup.

## **SECTION 6 – PROSECUTION AND PROGRESS OF THE WORK**

Is amended as follows:

### **6-1            CONSTRUCTION SCHEDULE AND COMMENCEMENT OF THE WORK**

#### **6-1.1        Construction Schedule**

To paragraph (1), sentence (1), DELETE in its entirety and SUBSTITUTE with the following:

The Contractor shall schedule the Work to cause the least inconvenience to the public and surrounding private properties. The Contractor shall submit a construction schedule to the Engineer for approval within ten (10) days after receipt of the Notice of Award. The Notice to Proceed will be issued after the approval of the construction schedule. Failure by the Contractor to provide a construction schedule within ten (10) days from receipt of the Notice of Award may result in the City deeming a failure by the Contractor to perform to the requirements of the Contract, and the City terminating the contract.

The Construction Schedule shall be prepared in a professional manner with scheduling software such as Microsoft Project, Primavera P6, or other approved scheduling software program. The Construction Schedule shall clearly outline the start of work, each phase and work type, their subsequent duration, any holidays and non-working days in the contract, and a final completion date. The Contractor shall update the construction schedule and provide to the Engineer by the first working day of each month and in five (5) working days when requested by the Engineer. Failure by the Contractor to provide an updated construction schedule shall result in the withholding of ten percent (10%) of the total value of the amount due to the Contractor for that subsequent monthly progress pay application for the period in which the construction schedule was not updated. Failure to provide an updated schedule after five (5) working days as requested by the Engineer may result in the suspension of all work until the updated schedule has been provided to the Engineer, and no additional working days will be granted to the Contractor for the suspension period.

The Contractor shall adhere to the construction schedule during the progression of work. Should the Contractor fail to perform work in accordance with the construction schedule where prior notification was required, the Contractor and subcontractors will be directed to stop work, and the Contractor may be charged \$500.00 for each half-hour of work performed outside of the approved construction schedule at the discretion of the Engineer.

The Contractor shall diligently schedule and perform all items of work which have seasonal temperature requirements for placement in order to prevent a delay in the work. Failure to schedule and perform items of work required to be completed prior to work with seasonal temperature requirements, shall be considered an avoidable delay, therefore no additional contract time will be granted to the Contractor, thus resulting in the potential assessment of Liquidated Damages.

The Contractor may be required to provide a 2 week "look ahead" schedule for all upcoming work. The schedule shall provide sufficient detail, including streets or locations of the work. This schedule shall be updated every 2 weeks for all work within the time period.

#### **6-1.3 Working Day**

ADD the following subsection:

A Working Day shall be defined as non-City recognized holiday's occurring from Monday through Friday and when the Contractor is able to work during the first 5 hours of the working day with at least 60% of the normal work force for that particular day of scheduled work.

Deviation from working days and normal working hours will not be allowed without prior written consent of the Engineer.

#### **6-1.4 Work Hours**

ADD the following subsection:

Normal working hours shall be as noted in Section 601-1.2.

No delivery of equipment material shall be permitted outside the normal working hours.

Work hours for all work requiring lane closures shall be in conformance to Part 6 “Temporary Traffic Control”.

#### **6-1.5 City Recognized Holidays**

ADD the following subsection:

Work shall not be performed on recognized City Holidays unless otherwise approved by the Engineer.

Holidays observed by the City are listed below. If any holiday listed falls on a Saturday, the Saturday and the preceding Friday are both legal holidays. If the holiday falls on a Sunday, both Sunday and the following Monday will be legal holidays:

<b><u>Holiday</u></b>	<b><u>Observance Date</u></b>
New Year’s Day	January 1 <sup>st</sup>
Martin Luther King Day	3 <sup>rd</sup> Monday in January
Presidents Day	3 <sup>rd</sup> Monday in February
Memorial Day	Last Monday in May
Independence Day	July 4 <sup>th</sup>
Labor Day	1 <sup>st</sup> Monday in September
Veteran’s Day	November 11 <sup>th</sup>
Thanksgiving Day	4 <sup>th</sup> Thursday in November
Day After Thanksgiving Day	4 <sup>th</sup> Friday in November
Christmas Eve	December 24 <sup>th</sup>
Christmas Day	December 25 <sup>th</sup>

#### **6-1.6 Work During Election Year**

On an election year, road or lane closures shall not be permitted on the first Monday of November and on election day unless otherwise approved by the Engineer. Work may continue during this time only with prior approval by the Engineer.

#### **6-1.7 Work Outside of Allowable Work Hours**

ADD the following subsection:

If work extends past allowable work hours as defined in Section 6-1.4, at the discretion of the Engineer, the Contractor may be charged up to \$500.00 for each half-hour and any portion of work past allowable work hours.

In the event work is allowed by the Engineer outside of the normal working hours, at the request of and for the benefit of the Contractor, inspection service fees may be levied against the Contractor at a rate of \$130.00 per hour, including travel time where applicable. The Contractor shall submit all scheduled night work to be reviewed and approved by the City a minimum of 14 calendar days in advance of the scheduled night work. If night work is cancelled or rescheduled within 48 hours of the scheduled work, the Contractor may be charged up to a full working day at the hourly billing rate for each

City employee that was scheduled to work during the scheduled night work to reimburse the City for the cancelled work. Failure by the Contractor to pay for these services shall result in the withholding of the amount due to the City from the final payment and/or the withholding of retention funds due to the Contractor.

All streets shall be fully open to the public at the end of each work day. All traffic control shall be removed and work completed within the project work hours. The Contractor may be charged up to \$500.00 for each half-hour and any portion of streets that are not fully open to the public.

The above charge may also be levied if inspection services are deemed necessary by the Engineer as a matter of public safety or to otherwise ensure the quality of the Work.

## **6-2 PROSECUTION OF THE WORK**

ADD the following:

The Contractor shall diligently schedule and prosecute all items of work to reduce disturbances to adjacent property owners, roadway traffic and pedestrian access facilities. When certain improvements within this contract have multiple sequential phases of work including but not limited to; cabinet replacement, rewiring and vehicle detection installation, no more than two working days delay between each phase of work shall be permitted unless otherwise approved by the Engineer. It is the intent of this section for the Contractor to mobilize, perform all required work, clean up, and demobilize in the least amount of time necessary for each street or individual site location to reduce impacts to City residents. These requirements will be taken into consideration by the Engineer when reviewing the submitted Construction Schedule prior to approval.

## **6-3 TIME OF COMPLETION**

### **6-3.1 General**

ADD the following:

By submitting a bid, the Contractor acknowledges and agrees that the construction duration stipulated herein is adequate and reasonable for the size and scope of the Project.

All work described in these specifications shall be completed in accordance with Section IX of the agreement and the start of work shall begin as stated in the City's Notice to Proceed. This time includes the completion of all punch list items, submission of any required operation & maintenance manuals, and warranties required for the contract.

The working days allowed for this project is **Seventy-Five (75) days**.

### **6-3.3 Notice to Proceed**

ADD the following subsection:

The City will first issue to the Contractor a "Material Notice to Proceed" within 10 days of the executed contract agreement, all required bonds, liability insurance, approval of the

construction schedule, and approval of the Contractors representative. The Material Notice to Proceed will begin the ordering process

The City will issue to the Contractor a “Construction Notice to Proceed” upon notice of delivery of the material. This notice shall state the start of work from which each working day therefore will be charged Contract time. Failure by the Contractor to start the work within 10 working days from the date stipulated in the Notice to Proceed shall be deemed as failure to prosecute the work and therefore be cause for City to terminate the Contract for default.

Upon mutual agreement, the “Construction Notice to Proceed” may be issued prior to delivery of the material so that the Contractor may begin work on the signal modifications, foundations, and concrete sidewalk, pads and pedestrian ramps.

#### **6-4 DELAYS AND EXTENSIONS OF TIME**

##### **6-4.1 General**

###### **6-4.1.1 Avoidable Delays**

ADD the following subsection:

Avoidable delays in the prosecution of the Work shall include delays which could have been avoided with the exercise of care, prudence, foresight, scheduling, and diligence on the part of the Contractor or its subcontractors, at any tier level, or their suppliers.

###### **6-4.1.2 Unavoidable Delays**

ADD the following subsection:

Unavoidable delays in the prosecution or completion of the Work shall include delays which result from causes beyond the control of the Contractor and which could not have been avoided by the exercise of care, prudence, foresight, scheduling and diligence on part of the Contractor, their subcontractors, at any tier level, or their suppliers.

###### **6-4.1.3 Abnormal Delays**

ADD the following subsection:

Abnormal delays caused by acts of God, war, fire, unusual storms, floods, tidal wave, earthquakes, strikes and freight embargo shall be considered as unavoidable delays such that they prevented the Contractor or their subcontractors from proceeding with at least 60% of the normal labor and equipment forces for at least 5 hours per day toward the completion of the current critical path activity item(s) on the approved construction schedule.

##### **6-4.2 Extension of Time**

ADD the following:

Any additional time granted to secure material will be at the discretion of the Engineer after a schedule is submitted for approval. It shall be the sole responsibility of the

Contractor to ensure that the materials ordered, scheduled, manufactured and delivered are on time.

The City, and only the City, will determine which days, if any, may be considered rain days. Such days will be indicated on the Weekly Statement of Working Days. The Contractor shall be entitled to an extension of working time under this contract only when claim for such extension is submitted to the City in writing within seven (7) days from and after the time when any alleged cause of delay shall occur; and only when such time is approved by the City.

#### **6-4.3 Payment for Delays**

DELETE in its entirety and SUBSTITUTE with the following:

Pursuant to Section 7102 of the Public Contract Code, the Contractor will only be compensated for damages incurred due to delays caused by the City. Such actual costs will be determined by the Engineer. The City will not be liable for damages which the Contractor could have avoided by any reasonable means, such as judicious handling of forces, materials, equipment, suppliers, plants, or their subcontractors. The determination of what damages the Contractor could have avoided will be made by the Engineer.

#### **6-4.4 Written Notice and Report**

DELETE in its entirety and SUBSTITUTE with the following:

The Contractor shall be entitled to an extension of time or payment for delay under this contract only when claim for such extension is submitted to the City in writing within seven (7) days from and after the time when any alleged cause of delay began; and only when such time or payment is approved by the City. The Contractor shall submit a written report to the Engineer outlining their justification for additional time or payment requested within 30 days from the beginning of the delay. Failure by the contractor to file these items within the times specified will be considered grounds for refusal by the City to consider such request.

#### **6-5 USE OF IMPROVEMENTS DURING CONSTRUCTION**

ADD the following:

Whenever any part of the work is in a condition suitable for use, and the best interest of the City requires such use, the City may take possession of, connect to, open for public use, or use a part thereof. When so used, maintenance and repairs due to ordinary wear and tear or vandalism will be made at City's expense. The use by the City as contemplated in this Article shall in no case be construed as constituting acceptance of the work or any part thereof or relieving the Contractor of the requirement to complete all items of work within Contract Time. Such use shall neither relieve the Contractor of any of his responsibilities under the Contract nor act as a waiver by the City of any of the conditions thereof. Contractor shall continue to maintain all insurance, including Builder's Risk insurance, on the Project.

#### **6-9 LIQUIDATED DAMAGES**

DELETE in its entirety and SUBSTITUTE with the following:

Work shall be commenced within ten (10) days of the date stated in the City's Notice to Proceed and shall be completed by Contractor within the Contract Time(s) set forth in Section 6.7 "Time of Completion" and additionally stated in Article IX of the Contract Agreement. If the Work is not completed within the Contract Time(s), it is understood that the City will suffer damage, and that is and will be difficult and/or impossible to ascertain and determine the actual damage which the City will sustain in the event of and by reason of the Contractor's failure to complete the Work within the Contract Time. In accordance with Government Code section 53069.85, it is agreed that Contractor shall pay to the City as specified in Article IX of the Agreement attached hereto per calendar day as fixed and liquidated damages, and not as a penalty, the sum stipulated in the Contract for each Day of delay until the Work is fully completed. Contractor and its surety shall be liable for any liquidated damages. Any money due or to become due the Contractor may be retained to cover liquidated damages.

The liquidated damages for this project is **\$2,300 per day**.

## **6-10 RIGHT TO AUDIT**

ADD the following subsections:

### **6-10.1 The City's Right**

The City retains the right to review and audit, and the reasonable right of access to the Contractor and all subcontractor's premises to review and audit the Contractors compliance with the provisions of the Contract (City's Right). The City's Right includes the right to inspect and photocopy same, and to retain copies, outside of the Contractor's premises, of any and all records with appropriate safeguards, if such retention is deemed necessary by the City in its sole discretion. The City will keep this information in strictest confidence.

The Contractor shall include the City's Right in the Subcontracts and ensure that these specifications are binding upon all Subcontractors.

### **6-10.2 Audit**

The City's Right includes the right to examine any and all books, records, documents and any other evidence of procedures and practices that the City determines is necessary to discover and verify that the Contractor and all Subcontractors are in compliance with all requirements under this Contract.

If there is a claim for additional compensation or for changes in the Work, the City's Right to Audit includes the right to examine books, records, documents, and any and all other evidence and accounting procedures and practices that the City determines is necessary to discover and verify all direct and indirect costs, of whatever nature, which are claimed to have been incurred, anticipated to be incurred, or for which a claim for additional compensation or for changes in the Work have been submitted.

The Contractor shall maintain complete and accurate records in accordance with generally accepted accounting practices in the construction industry. The Contractor

shall make available to the Engineer for review and audit all Project related accounting records and documents, and any other financial data. Upon the Engineer's request the Contractor must submit exact duplicates of original of all requested records to the Engineer.

#### **6-10.3 Compliance Required Before Mediation and Litigation**

As a condition precedent to proceeding with mandatory mediation and further litigation under Section 2-10 "Disputed Work" the Contractor shall comply with the audit specifications within 60 days of the Engineer's notice to review and audit compliance. Notice shall be provided in accordance to Section 5-2 "Special Notices".

#### **6-10.4 Access to Records on Federally Funded Projects**

The Contractor shall retain all records, books, papers, and documents directly pertinent to the Contract for a minimum of 5 years after the City makes final payments and all other pending matters are closed, and allow access to said records by the City, the Federal grantor agency, the Comptroller General of the United States, or any duly authorized representative.

### **SECTION 7 – MEASUREMENT AND PAYMENT**

Is amended as follows:

#### **7-1 MEASUREMENT OF QUANTITIES FOR UNIT PRICE WORK**

##### **7-1.2 Methods of Measurement**

ADD the following:

Measurement shall be in English units as shown on the bid schedule.

#### **7-2 LUMP SUM WORK**

##### **7-2.1 Schedule of Values (SOV)**

ADD the following subsection:

Contractor shall submit a schedule of values for the lump bid items of the Work to the Engineer for review and approval prior to the start of work. The schedule of values shall:

1. Subdivide the Work into its respective parts
2. Include values for all items comprising the work
3. Break down the Work not specifically included in the Bid as necessary for establishment of cost and schedule activity
4. Serve as the basis for monthly progress payments

The Engineer shall be the sole judge of the acceptable numbers, details, and description of values established. If, in the opinion of the Engineer, a greater number of items than those proposed by the Contractor are necessary, the Contractor shall add the additional items so identified by the Engineer. When requested by the Engineer, the Contractor shall provide substantiating data in support of the SOV.

In the event the Contractor and the Engineer agree to make adjustments to the original SOV because of inequities discovered in the original accepted SOV, increases and equal decreases to values for activities shall be made.

## **7-3 PAYMENT**

### **7-3.1 General** ADD the following:

Payment will not be made for any item that is not specifically set forth in the Bid Schedule, and all costs therefor shall be included in the prices named in the Bid Schedule for the various appurtenant items of work.

Partial payment will not be made for any incomplete item of work unless the item of work is a lump sum bid item in the proposal with a value in excess of \$10,000.00. Items of work that are measured as square footage, linear footage, cubic yards, etc. may be billed as portions of the work are completed in accordance with the requirements of the bid item description.

At the expiration of 35 calendar days from the date of filing the Notice of Completion and upon receipt by the Engineer of a fully executed Release of Claims. The total amount deducted from the final estimate, and retained by the City will be paid to the Contractor except such amounts as are required by law to be withheld by properly executed and filed notices to stop payment.

### **7-3.2 Partial and Final Payment** To paragraph (1-3), DELETE in its entirety and SUBSTITUTE with the following:

1. The Contractor shall submit, to the Engineer, a written progress estimate of the work completed in accordance to Section 7-3.2.1 "Application for Progress Payment". From each progress estimate, five percent (5%) will be deducted and retained by the City, until at the expiration of 35 days after the acceptance of the Work by the City Council, or as prescribed by law, the amount deducted from the final estimate and retained by the City will be processed for payment to the Contractor, except for such amounts as are required by law to be withheld by properly executed and filed notices to stop payment, or as may be authorized by the Contract to be further retained.

If in the opinion of the Engineer the Work progress is not acceptable, the City may deduct and retain 10% from each progress payment. After 50% of the Work has been completed and if progress on the Work is satisfactory, the total retention held may be limited to 10% of the first half of the total contract price.

Acceptance of any progress payment accompanying any estimate without written protest shall be an acknowledgement by the Contractor that the number of accumulated contract days shown on the associated statement of working days is

correct. Progress payments made by the City to the Contractor after the completion date of the Contract shall not constitute a waiver of liquidated damages.

Partial payments made after the Contract completion date will reflect the amount withheld for liquidated damages as require by Section 6-9, "Liquidated Damages." Any such partial payments made to the Contractor, or its securities, will not constitute a waiver of the City's liquidated damages.

2. The final payment of five percent (5%) of the value of work done under this Contract retained by the City, if unencumbered, shall be made within sixty (60) calendar days after the date of completion of the work, provided however, that in the event of a dispute between the City and the Contractor, the City may withhold from the final payment an amount not to exceed one hundred and fifty percent (150%) of the disputed amount. Completion means any of the following as provided by Public Contract Code section 7107:
  - a. The occupation, beneficial use, and enjoyment of a work of improvement, excluding any operation only for testing, startup, or commissioning, by the public agency, or its agent, accompanied by cessation of labor on the work of improvement.
  - b. The acceptance by the public agency, or its agent, or the work of improvement.
  - c. After the commencement of a work of improvement, a cessation of labor on the work of improvement for a continuous period of 100 calendar days or more, due to factors beyond the control of the Contractor.
  - d. After the commencement of a work of improvement, a cessation of labor on the work of improvement for a continuous period of 30 calendar days or more, if the public agency files for record a notice of cessation or a notice of completion.
3. This Contract is subject to the provisions of Public Contract Code section 7107.
  - a. For purposes of this Contract, the acceptance by the City means acceptance made only by an action of the governing body of the City in session. Acceptance by Contractor of said final payment shall constitute a waiver of all claims against the City arising from this Contract.
4. The City shall, after the satisfactory completion of the work, make a final estimate of the amount of Work done thereunder and the value of said work, and the City shall pay the entire sum so found to be due after deduction therefrom all previous payments and all amounts to be retained under the provisions of the Contract Documents, provided that a release of liens and claims has been received from the Contractor pursuant to Civil Code Section 8132, et seq. All prior partial estimates and payments shall be subject to correction in the final estimate and payment. The final payment shall not be due and payable until the expiration of thirty-five (35) calendar days from the date of acceptance of the work by the City, which acceptance shall be by formal action of the City Council.
  - a. No certificate given or payments made under the Contract, except the final certificate or final payment shall be evidence of the performance of the

Contract, either wholly or in part, and no payment shall be construed to be an acceptance of any defective work or improper materials.

5. Neither Final Payment nor any final release of retention will become due until the Contractor submits to the Engineer:
  - a. An affidavit that payrolls, bills for materials and equipment, and other indebtedness connected with the Work for which the City or the City's property might be responsible or encumbered, less amounts withheld by the City, have been paid or otherwise satisfied;
  - b. A certificate evidencing that insurance required by the Contract Documents to remain in force after Final Payment is currently in effect and will not be canceled or allowed to expire until at least 30-day prior written notice has been given to the Engineer;
  - c. Consent of Surety to Final Payment; and
  - d. If required by the Engineer, other data establishing payment or satisfaction of obligations, such as receipts, releases and waiver of liens, claims, security interests or encumbrances arising out of the Contract Documents. If a Subcontractor refused to furnish a release or waiver required by the City, the Contractor may furnish a bond satisfactory to the City to indemnify the City against such lien; and
  - e. The Contractor has completed the Work, and provided the required record drawings, operation manuals, test reports, warranty documentation, and all other required documents as determined by the City.

#### **7-3.2.1 Application for Progress Payment**

ADD the following subsection:

By the 10<sup>th</sup> day of each month, the Contractor shall prepare and submit to the Engineer a partial payment estimate that identifies acceptable Work performed during the previous month, or since the last partial payment estimate was submitted. If requested by the Engineer, the Contractor shall provide such additional data as may be required to support the payment estimate. Such data may include satisfactory evidence of payment for equipment, materials, labor including payments to subcontractors and suppliers.

The Contractor shall use the format required by the City for the application for progress payment. An electronic copy of the invoice form is available from the Engineer upon request.

Any payment request that is disputed or determined to be improper will be returned to the Contractor no later than 7 calendar days from receipt accompanied by documentation by the Engineer describing the reason(s) which the payment request is not proper.

The City will not pay progress payments until the Contractor has submitted to the City an updated schedule. It is the Contractor's sole responsibility to prepare and submit the schedule update.

Progress payments shall be submitted a minimum of 30 days after any prior progress payment received and paid by the City. Date of submission shall be the date of approved progress payments.

#### **7-3.2.2 Amount of Progress Payment**

ADD the following subsection:

Once an undisputed and properly submitted application for payment is received from the Contractor, payment shall be made within thirty (30) days of receipt of the undisputed and properly submitted application for payment and approval of the estimate. The City will pay the Contractor for Work performed, including payment for any stored materials, through the period covered by the application for payment, less retention as set forth in the Contract Documents.

#### **7-3.2.3 Withholding of Payment**

ADD the following subsection:

The Engineer may withhold payment on account of an application for payment to the extent necessary to protect the City from loss or additional unwanted expenses due to the following:

- a) Defective or incomplete Work not remedied;
- b) A deductive change order;
- c) Third party claims filed or reasonable evidence indicating probable filing of claims;
- d) Damage to the City or a Separate Contractor caused by the Contractor or neglect to the extent not covered by insurance;
- e) Reasonable evidence that the Work will not be completed within the Contract Time due to inexcusable delay, and that the unpaid balance of the Contract Price would not be adequate to cover Liquidated Damages for the anticipated or actual unexcused delay;
- f) The persistent failure by the Contractor to perform Work in accordance with the Contract Documents, including failure to maintain the progress of the Work in accordance with the schedule. Persistent failure to maintain the progress of the Work means that for a period of 2 consecutive months following a written notice from the Engineer, you fail to correct a behind-schedule condition at a rate that would reasonably indicate that you will finish the Project on schedule;
- g) Disregard of authority of the Engineer or the laws of any public body having jurisdiction;

- h) Stop notices, wage orders, or the withholding required by Applicable Law;

When all the above reasons for withholding payment are removed, payment will be made for amounts previously withheld on the next progress payment or final payment. Prior to any withholding pursuant to this section, the Engineer may meet with the Contractor to discuss potential withholding, and attempt in good faith to resolve such issues without the need for withholding.

### **7-3.2.3 Waiver of Claims at Final Payment**

ADD the following subsection:

The Contractor's acceptance of Final Payment constitutes a waiver of affirmative Claims by the Contractor, except those previously made in writing and identified as unsettled at the time of Final Payment, which are expressly reserved by the Contractor from operation of its Release of Claims pursuant to Public Contract Code Section 7100 or Applicable Law.

## **7-3.3 Delivered Materials**

### **7-3.3.1 Payment for Stored Materials**

ADD the following subsection:

The Contractor may request payment for materials and equipment which will be incorporated into the Work and are delivered to the Project or stored in or near the Site which meet the following requirements:

- a) The material or equipment meets the Contract requirements and all required test results and certifications have been provided to the Engineer.
- b) The materials are only non-perishable items and shall not include landscape planting materials.
- c) Material cost must be evidenced by the manufacturer's paid invoice bearing the statement that the Contractor has paid all previous invoices.
- d) The payment for stored materials on hand shall not exceed the invoice price or 60% of the bid prices for the pay items into which the materials are to be incorporated, whichever is less unless otherwise approved by the Engineer.
- e) The Contractor shall provide the Engineer, upon request and prior to any partial payment, documentation which transfers absolute legal title to such materials to the City conditional only upon receipt of Final Payment. Neither such transfer of title nor any partial payment shall constitute acceptance by the City of the materials, nor void the right to reject materials subsequently found to be unsatisfactory in accordance with Section 4-1, or in any way relieve the Contractor of any obligation arising under the Contract Documents.
- f) The payments for stored materials are subject to retention as set forth in Section 7-3.2, "Partial and Final Payment".

- g) The Contractor shall assume all risks associated with the loss or damage to the stored products for which payment has been received or not.
- h) Equipment and material shall be stored in accordance with the manufacturer's recommendations. The stored products shall be in a form ready for installation. The City will not pay for raw materials or parts and pieces of equipment.
- i) Any and all surplus materials that are not incorporated into the Work will become the Contractor's property of no additional cost to the City and shall be removed from the site at the Contractor's expense with no additional cost to the City.
- j) Payment for materials on hand shall not be included when determining the percentage of Work Completed.

#### **7-3.3.2 Payment for Stored Materials Off-Site**

ADD the following subsection:

- a) The City reserves the right to refuse approval for payment for any equipment and materials suitably stored off-site in its sole discretion, regardless of whether all conditions set herein have been met.
- b) Payment for materials and equipment delivered and stored off-site shall be contingent upon the Contractor's compliance with the storage and protective maintenance requirements set forth in the Contract Documents and all other requirements necessary to preserve equipment warranties from the benefit of the City.
- c) The costs associated with the delivery to and storage at an off-site facility shall be borne by the Contractor regardless of the Engineer's approval to deliver and store the materials.
- d) Material and equipment shall be clearly marked and identified as being specifically fabricated, produced and reserved for use on the Project.

#### **7-3.4 Mobilization**

ADD the following:

Mobilization consists of all work necessary for the movement of personnel, equipment, supplies and incidentals to and from the Site for establishment of all offices, buildings, storage yards, and other facilities necessary for the Work, and for all other work and operations which will be performed prior to the beginning of work, those work items not directly attributed to any specific bid item, and those work items after completion of the Work on the various contract items on site.

The Contractor shall properly design the Project parameters to incorporate construction mobility for moving on and off the Site in a manner that limits disturbance to the surrounding residences, businesses and any other persons. This includes the designated staging areas, loading areas, and assemblage areas. The Contractor must consider and

address access rights of the public at all times by preparing a “mobilization plan” that will describe and govern mobilization activities, at the request of the City.

The complete dismantling and removal of the Contractors properties, temporary facilities, equipment, materials, construction waste and personnel at the Site, sometimes referred to as demobilization, shall be included in the unit price bid for “**Mobilization**”.

#### **7-3.4.1 Payment**

ADD the following subsection:

Payment for “**Mobilization**” shall be measured and paid for on a lump sum basis and shall include full compensation for furnishing all labor, materials, equipment, tools, and incidentals necessary to complete the work. Payment shall include but not limited to; contract bonds, insurance, field office’s & facilities, temporary utility services, project signs, preparation of construction schedules, moving and removing of equipment, preparation of submittals, preparation of operation and maintenance manuals, preparation of warranties and demobilization.

If the bid item for mobilization exceeds 5% of the total Contract amount, any such amount above the 5% of the total Contract amount, will be paid as part of the final payment. If a separate bid item for mobilization is not provided in the bid schedule, the payment for mobilization shall be included in the various bid items.

#### **7-3.4.2 Field Directed Changes**

ADD the following subsection:

Payment for “**Field Directed Changes**” shall be paid for on a lump sum basis for each field order issued to the Contractor. This mandatory bid amount included in the bid proposal shall be for additional work at agreed upon unit prices when no such bid item is provided for the additional work. This bid item shall be used at the sole discretion of the Engineer for field directed changes. Contractor is not entitled to any amount of the bid item unless a formal Field Directed Change or Change Order has been issued to the Contractor in writing. Any remaining amount of this bid item which has not been issued to the Contractor shall be deducted from the contract.

#### **7-3.4.3 Proposal Pay Items**

ADD the following subsection:

Only items in the Proposal are Pay Items. Other specification items will be complied with; however, their measurement and payment provisions are hereby deleted.

The price bid shall cover all work required by the contract documents. All costs in connection with the proper and successful completion of work, including furnishing all materials, equipment, supplies, and appurtenances; providing all construction plant openings, tools, all taxes and performing all necessary labor and supervision to fully complete the work, shall be included in the unit and lump sum prices bid. All work not specifically set forth as a pay item in the Proposal shall be considered a subsidiary obligation of the Contractor and all costs in connection therewith shall be included in the prices bid.

Work that is subsidiary to Proposal Pay Items includes, but not limited to, removal of waste material from the site, all disposal fees, replacement of damaged private property, damaged pavement markings, markers and/or striping outside of work limits, damaged landscaping and irrigation systems, clean up and all other work required to complete the project and restore the areas of construction to their preconstruction condition.

## **7-4 PAYMENT FOR EXTRA WORK**

### **7-4.2 Basis for Establishing Costs**

#### **7-4.2.1 Labor**

To paragraph (3), DELETE in its entirety and SUBSTITUTE with the following:

The total cost of labor for the workers used in the actual and direct performance of the work, whether the employer is the Contractor, Subcontractor, or other forces, will be the sum of the following:

1. Actual Wages: The actual wages paid shall include any employer payments to or on behalf of the workers for health and welfare, pension, vacation, and similar purposes.
2. Labor Surcharge: To the actual wages, as defined in Section 7-4.2.1 (1), will be added a labor surcharge set for the in the Department of Transportation publication entitled "Labor Surcharge and Equipment Rental Rates", which is in effect on the date upon which the work is accomplished and which is a part of the contract. The Labor Surcharge shall constitute full compensation for all payments imposed by State and Federal laws and for all other payments made to, or on behalf of, the workers, other than the Actual Wages as defined in Section 7-4.2.1 (1).

Non-direct labor costs, including superintendence, shall be considered part of the markup of Section 7-4.3.

#### **7-4.2.3 Tool and Equipment Rental**

DELETE in its entirety and SUBSTITUTE with the following:

The Contractor shall be paid for the use of equipment at the rental rates listed for such equipment in the State of California "Labor Surcharge and Equipment Rental Rates," which is in effect on the date upon which the work is accomplished regardless of ownership and any rental or other agreement. A rental rate adjustment will only be permitted if the Contractor can substantiate that the rental rate prevailing locally exceeds the published rate by more than 15%.

The rental rates paid as above mentioned shall include the cost of fuel, oil, lubrication, supplies, small tools, necessary attachments, repairs and maintenance of any kind, depreciation, storage, insurance and all incidentals.

All equipment shall, in the opinion of the Engineer, be in good working condition and suitable for the purpose for which the equipment is to be used. The Engineer shall approve the necessity for the use of particular equipment for the Extra Work.

Individual pieces of equipment or tools not listed in the “Labor Surcharge and Equipment Rental Rates” publication and having a replacement value of \$500 or less, whether or not consumed by use, shall be considered to be small tools and not payment will be made therefor.

Rental time will not be allowed while equipment is inoperative due to breakdowns. The rental time to be paid for equipment on the work shall be the time that the equipment is in operation on the Extra Work being performed, and in addition, shall include the time required to move the equipment to the location of the Extra Work and return the equipment to its original location or another location requiring no more time than that required to return the equipment to its original location, except that moving time will not be paid for equipment that is currently on site where the Extra Work is being performed. Loading and transport costs will only be allowed in lieu of moving time when the equipment is moved by means other than its own power except that no payment will be made if the equipment is used at the site of the extra work on other than the extra work.

#### **7-4.3 Markup**

DELETE in its entirety and SUBSTITUTE with the following:

The following percentages shall be added to the Contractor’s cost and shall constitute full compensation for all delay costs, overhead costs, profit, and other expenses relevant to the extra work.

Labor	20%
Materials	15%
Tools and Equipment Rental	15%
Other Items and Expenditures	15%
Work by Subcontractor	5%
Bonding	(see “Bonding” below)

#### Work by Subcontractor:

When all or any part of the extra work is performed by a Subcontractor, the markup established in Section 7-4.3 shall be applied to the Subcontractor’s actual cost of such work. A markup of five percent (5%) on work added to the subcontracted portion of the extra work may be added by the Contractor. The additional markup shall reimburse the Contractor for additional administrative costs, and no other additional payment will be made by reason of performance of the extra work by a Subcontractor.

#### Bonding:

To the sum of the costs and markups provided for in this section, a reasonable amount shall be added for bonding at the discretion of the Engineer. The Contractor shall provide written documentation to the Engineer demonstrating the current bonding rate for the Contract and in no circumstance shall the amount of compensation for bonding exceed 2.5%.

**7-4.4 Daily Reports**  
ADD the following:

Signature of the daily report by the Inspector shall be deemed only as receipt of the daily report by the City, and by no means be considered an approval of any extra work unless previously agreed to by the Engineer in writing.

**7-6 WAIVER OF CLAIMS**  
ADD the following subsection:

The Contractors acceptance of the Final Payment of undisputed Contract amounts released the City, the Engineer, and any Consultants acting as the City's agent, from all claims and all liability to the Contractor fall all things done or furnished in connection with the Work, and every act of the City and others relating to or arising out of the Work and related to those undisputed amounts. No payment, however, final or otherwise, will release the Contractor and the Surety from obligations under the Contract and the Performance Bond, Payment Bond and any other bonds and warranties as herein provided.

**SECTION 8 - FACILITIES FOR AGENCY PERSONNEL**  
DELETE in its entirety and SUBSTITUTE with the following:

**8-1 GENERAL**  
ADD the following:

Separate facilities for City personnel are not required for the contract. If provided, the Contractor's onsite trailer/facility shall provide sufficient space to hold an onsite field meeting and shall accommodate the Contractor's staff, subcontractor staff and up to 4 City staff members.

## **PART 2 CONSTRUCTION MATERIALS**

Is amended as follows:

### **SECTION 200 - ROCK MATERIALS**

#### **200-1 ROCK PRODUCTS**

##### **200-1.5 Sand**

##### **200-1.5.6 Sand for Interlocking Concrete Pavers**

ADD the following subsection:

##### **200-1.5.6.1 Sand Bedding**

ADD the following subsection:

Sand bedding for concrete interlocking pavers shall conform to ASTM C33. Masonry sand, limestone screening or stone dust is not permitted.

##### **200-1.5.6.2 Joint Sand**

ADD the following subsection:

- a) Joint sand for concrete interlocking pavers shall be coarse polymeric sand.
- b) Joint sand for permeable concrete interlocking pavers shall be No. 8.

#### **200-1.6 Rock for Slope and Erosion Protection (Riprap)**

##### **200-1.6.1 General**

ADD the following:

Stone for riprap shall be quarry stone and angular in shape. Broken concrete will not be accepted.

##### **200-1.6.2 Grading Requirements**

DELETE in its entirety and SUBSTITUTE with the following:

Stone size for rip rap shall be as shown on the drawings.

#### **200-2 UNTREATED BASE MATERIALS**

##### **200-2.1 General**

To paragraph (1), DELETE in its entirety and SUBSTITUTE with the following:

Materials for use as untreated base shall be classified as one of the following:

- a) Crushed Aggregate Base
- b) Crushed Miscellaneous Base
- c) Pulverized Miscellaneous Base

d) Class 2 Aggregate Base per Caltrans Standard Specifications, latest edition.

## **200-3 PERMEABLE MATERIAL**

### **200-3.1 General**

ADD the following:

Permeable material shall be 100% fractured by mechanical means. Materials shall be clean of material fines with particles smaller than ¼" by manufactured means. Rounded sands are prohibited. Permeable base materials shall be placed in compacted layers not less than 6" thick. Soft limestone and shale materials are not permitted. Permeable base shall be washed.

#### **200-3.1.1 Infiltration**

ADD the following subsection:

Permeable base shall infiltrate an amount to exceeding 40 gallons/hour/square foot of vertical water passing through the permeable base material.

#### **200-3.1.2 Testing**

ADD the following subsection:

Permeable base shall be submitted to the City for approval prior to order and/or installation. Third party testing shall be provided by a licensed material testing firm which certifies that the pervious base material meets and/or exceeds the drainage properties required of this section.

### **200-3.3 Class 2 Permeable Material**

ADD the following:

Class 2 permeable material shall have a sand equivalent value of not less than 75 per California 217 test method.

### **200-3.4 Class 3 Permeable Material**

ADD the following subsection:

<b>Sieve Size</b>	<b>Percentage Passing Sieve</b>
1-1/2"	100
1"	88-100
3/4"	52-85
3/8"	15-38
No. 4	0-16
No. 8	0-6

At least 90 percent by weight of Class 3 permeable base material must be crushed particles as determined by California Test 205.

## **SECTION 201 - CONCRETE, MORTAR, AND RELATED MATERIALS**

### **201-1 PORTLAND CEMENT CONCRETE**

#### **201-1.1.6 Pervious Concrete**

##### **201-1.1.6.1 General**

DELETE in its entirety and SUBSTITUTE with the following:

Pervious concrete shall be 4,000 psi, Type V, and consist of Portland cement, coarse concrete aggregate, water and when approved by the Engineer or specified in the Special Provisions, chemical admixtures, fly ash, sand or reclaimed concrete material.

##### **201-1.1.6.2 Materials**

DELETE in its entirety and SUBSTITUTE with the following:

Materials shall consist of:

- a) 4,000 psi, Type V Portland cement conforming to Section 201-1.2.1.;
- b) Coarse concrete aggregate conforming to Section 200-1.4, No. 4, unless otherwise specified in the Special Provisions;
- c) Water conforming to Section 201-1.2.3;
- d) Hydration stabilizing (Type B or D), air-entraining, and/or specific performance chemical admixtures conforming to Section 201-1.2.4;
- e) Fly ash conforming to Section 201-1.2.5.3, the content shall be less than 25 percent;
- f) Sand for Portland cement concrete conforming to Section 200-1.5.3; and
- g) Reclaimed concrete materials are not permitted in pervious concrete mixes.

##### **201-1.1.6.3 Mix Design**

DELETE in its entirety and SUBSTITUTE with the following:

A mix design shall be submitted in accordance with Section 3-8.4. The minimum cementitious material content shall be 650 pounds per cubic yard. The fly ash content shall not be greater than 25 percent of the total weight of the cementitious materials.

The mix design shall show the mix identification number and applicable proportions, weights, and quantities of Portland cement, aggregate, water and when specified or approved, fly ash, chemical admixtures, sand and reclaimed concrete material. The mix design submittal shall also include the size and source of concrete aggregates, the type and source of Portland cement and fly ash, the brand and designation of chemical admixtures, the percent voids and the intended type of construction.

### **201-2 REINFORCEMENT FOR CONCRETE**

#### **201-2.2 Steel Reinforcement**

##### **201-2.2.3 Welded Wire Reinforcement**

ADD the following:

Welded wire mesh reinforcement shall be 6"x6" square, 10 gauge.

**201-2.5 Dowels and Dowel Sleeve**  
ADD the following subsection:

**201-2.5.1 General**

Dowel Sleeves shall be self-locking, 100% polypropylene, with a minimum compressibility of 5,500 PSI per ASTM D695 or approved equal. Reinforcing bars shall be sawn and not sheared to provide for smooth clean ends that will not adversely affect the slip dowels and dowel sleeves.

**201-2.5.2 Dowel (Contact Joints)**

Dowels shall be a reinforcing bar for transferring loads across concrete poured in separate phases to provide for the proper alignment of reinforcement dowels between adjoining concrete sections. Dowels shall be comprised of 18-inch long, No. 4 reinforcing bars spaced 24-inches on center. The reinforcing steel bars shall be epoxy doweled 6-inches into the adjoining concrete section. A minimum of 2 dowels shall be used.

Dowels shall be of the deformed reinforcing steel bar type. Smooth reinforcing steel bars are not permitted.

**201-2.5.3 Dowel Sleeve (Expansion Joints)**

Dowel sleeves shall be single component dowel sleeve, 12" long, with reinforcing bar for use in expansion joints to securely position dowels through expansion joint material for load transfer between adjoining concrete while providing for expansion and contraction across the expansion joint.

Dowel sleeve reinforcement shall be placed every 16-inches on center for the full length of expansion joints to prevent vertical displacement between concrete over time.

Dowel sleeves shall be installed in the center of concrete sections and shall be comprised of an 18-inch long, No. 4 reinforcing steel bar and have a minimum sleeve length of 12-inches. Dowel sleeves shall be installed through the expansion joint such that the reinforcing dowel is fully encased within the sleeve through the entire expansion joint.

**201-2.5.4 Dowel Sleeve (Concrete Structures)**

Concrete which meets or adjoins to concrete structures (curb inlets, storm drain manholes, etc.) shall contain 12-inch long, No. 4 reinforcing steel bars spaced 16" on center. The reinforcing steel bars shall be epoxy doweled 3-inches into the concrete structure with a 12" long dowel sleeve. A minimum of 3 dowel sleeves shall be used per structure side.

**201-3 EXPANSION JOINT FILLER AND JOINT SEALANTS**

**201-3.1 General**  
ADD the following:

Use of joint sealants over joint fillers shall be approved by the Engineer prior to installation.

### **201-3.2 Pre-molded Joint Filler**

ADD the following:

Pre-molded joint filler ("felt") shall be pre-formed expansion joint filler (Bituminous) per ASTM D994. Joint filler shall be 3/8-inch-thick for sidewalks and walkways and 1/2-inch thick for pavements. Filler shall be installed 1/4 inch below concrete finish surface. Joint filler shall be a single piece and not made up of multiple pieces.

### **201-3.3 Polystyrene Joint Filler**

ADD the following:

Polystyrene joint filler is not permitted for use in sidewalks, walkways or concrete pavements. Polystyrene joint filler may be used to separate concrete from posts, columns, vault boxes, and circular objects whose radius is small enough to prohibit the use of a pre-molded joint filler.

## **201-7 NON-MASONRY GROUT**

### **201-7.3 Non-Shrink Grout**

ADD the following:

Non-Shrink grout shall be High Strength, Non-Metallic, Portland Cement Based meeting the requirement of ASTM C1107 and the minimum requirements below:

Compressive Strengths, in accordance to ASTM C109 Modified:

Plastic:	14,000 psi at 28 days
Fluid:	8,000 psi at 28 days
Flowable:	9,000 psi at 28 days

Pull out Strength, in accordance to ASTM C488: 35,000psi

Height Change:

0 to 0.2% at 1, 3, 7, and 28 days.

Non-Shrink Grout shall be placed within 15 minutes from being mixed. Area to be grouted shall be flushed and soaked with clean water prior to grouting, leaving no standing water. Upon placement, grout shall be lightly rodded to remove all air bubbles and shall be placed with a 1% min slope to finish grade for drainage.

## **201-10 VAPOR BARRIER**

ADD the following subsection:

### **201-10.1 General**

Vapor barrier shall be Class A vapor barrier in accordance to ASTM E 1745. Vapor barrier shall have a permeability rating of less than 0.01 perms. All joints in sheets shall be sealed with seal tape meeting or exceeding the strength and permeability of the vapor barrier and be installed to the vapor barrier manufacturer's requirements.

## **SECTION 202 - MASONRY MATERIALS**

### **202-2 CONCRETE BLOCK**

#### **202-2.2 Masonry Units** ADD the following:

Concrete Masonry Units for retaining walls shall be 8"x8"x16" split face block, beige in color (rough aggregate) or color as noted on the Plans. All retaining walls within the public right-of-way shall be coated with an anti-graffiti treatment.

#### **202-3 MORTAR, GROUT, AND WATER** ADD the following subsection:

##### **202-3.4 Water Proofing Membrane** ADD the following subsection:

All retaining walls shall contain a water proofing membrane, which shall be an elastomeric bitumen masonry water proofing sealer.

#### **202-4 INTERLOCKING CONCRETE PAVERS** ADD the following subsection:

##### **202-4.1 Concrete Pavers**

Interlocking concrete paver units shall conform to ASTM C936. Concrete paver color pigmentation shall conform to ASTM C976. Concrete paver color & finish shall be as shown on the plans.

##### **202-4.2 Permeable Concrete Pavers**

Permeable concrete paver units shall conform to ASTM C936.

## **SECTION 203 - BITUMINOUS MATERIALS**

### **203-1 PAVING ASPHALT**

#### **203-1.6 Measurement and Payment** ADD the following:

Paving asphalt shall be included in the unit price bid for the major items or work requiring the usage of paving asphalt including but not limited to; liquid asphalts, emulsified

asphalts, asphalt concrete mixtures, rubberized asphalt concrete mixtures, asphalt rubber aggregate membranes, seal coats, slurry seals, tack coats, etc.

## **203-6 ASPHALT CONCRETE**

### **203-6.4 Asphalt Concrete Mixtures**

#### **203-6.4.1 Class and Grade** ADD the following:

A minimum of five (5) working days prior to the paving operation, the Contractor shall submit to the Engineer the pavement supplier's certification of gradation and oil content for the asphalt concrete to be used for this Contract. Asphalt concrete shall conform to the following aggregate gradation and performance grade of paving asphalt. Maximum amount of reclaimed asphalt pavement (RAP) permissible for all asphalt concrete mixtures shall be 20 percent.

Asphalt Patching (see requirements below)	B/C2	(PG 64-10)
Asphalt Overlays	C2	(PG 64-10)
Asphalt Curbs/Berms/Dikes	D2	(PG 70-10)
Leveling Course	D2	(PG 64-10)
Speed Humps	D2	(PG 64-10)
Skin Patching	F	(PG 64-10)
Trench Restoration Base Course	B	(PG 64-10)
Trench Restoration Surface Course	C2	(PG 64-10)
Tire Rubber Modified Asphalt Concrete	GG-C	(MAC-15TR)

#### Asphalt Patching for streets receiving a surface treatment

Asphalt concrete mixture shall be Type B for the entire patch section.

#### Asphalt Patching for streets **NOT** receiving a surface treatment

A surface treatment is defined as slurry seal, chip seal, cape seal, or asphalt overlay.

Residential Streets – Asphalt patching less than 4-inches thick, Type C2 mixture. Asphalt patching 4-inches thick or greater; the top 1-1/2 inches shall be Type C2 mixture and the lower section shall be Type B mixture.

Non-Residential Streets - Asphalt patching less than 4-inches thick, Type C2 mixture. Asphalt patching 4-inches thick or greater; the top 2-inches shall be Type C2 mixture and the lower asphalt section shall be Type B mixture.

## **SECTION 206 - MISCELLANEOUS METAL ITEMS**

### **206-5 RESERVED**

### **206-6 RESERVED**

### **206-7 STORM DRAIN INLET MARKERS** ADD the following subsection:

Storm drain inlet markers shall be 4" diameter, stainless steel, natural embossed, inlet marker as manufactured by Almetek Industries or approved equal. Marker shall contain state "No Dumping" with "Fish w/ Wave" symbol and "Drains to Waterways" legend. Marker shall contain 2" long x 1/4" diameter threaded rod and shall be installed flush and wet-set in top of inlet, centered on width of inlet opening.

Contact: Almetek Industries, (800) 248-2080 or [www.almetek.com](http://www.almetek.com).

## **206-8 RESERVED**

## **206-9 VANDAL RESISTANT ANCHORS, SCREWS, BOLTS AND NUTS** ADD the following subsection:

### **206-9.1 Vandal Resistant Concrete and Masonry Anchors**

Anchors for adhering to concrete and/or masonry shall be stainless steel sleeve type anchors, torx pin, button head as manufactured by Loss Prevention Fasteners or approved equal. A stainless steel washer shall be provided with each anchor.

Contact: Loss Prevention Fasteners, (888) 584-6283, or  
[www.losspreventionfasteners.com](http://www.losspreventionfasteners.com).

Fasteners shall be 3/8" diameter x 3-3/4" long minimum. For products requiring larger diameter bolts, the larger size as specified by the manufacture shall be provided.

### **206-9.2 Vandal Resistant Screws**

Vandal resistant screws shall be stainless steel grade 304, torx pin, button head screws. Wood screws, machine screws and sheet metal type screws shall be selected for the applicable anchoring installation and shall not be used interchangeably in an incorrect application.

### **206-9.3 Vandal Resistant Bolts**

Vandal resistant bolts shall be stainless steel grade 304, torx pin, button head bolts. All bolts shall contain a stainless steel washer and vandal resistant nut. Bolts used for signs shall contain an additional stainless steel washer on the bolt head side.

Bolts shall be 3/8" diameter unless otherwise shown.

### **206-9.4 Vandal Resistant Nuts**

Vandal resistant nuts shall be stainless steel break away nuts. Nuts for use with carriage bolts shall be stainless steel T-groove nuts. A stainless steel washer shall be provided on the nut side of fastening applications.

Contact: Loss Prevention Fasteners, (888) 584-6283, or  
[www.losspreventionfasteners.com](http://www.losspreventionfasteners.com).

## **206-10        RESERVED**

## **206-11.1     SIGN POSTS**

### **206-11.1.1   General**

Unless otherwise shown on the Drawings or in the Specifications, all sign posts shall be installed on galvanized tube steel posts in accordance to the San Diego Regional Standard Drawing M-45 "Break-Away Sign Post". Post shall include a 12" diameter by 18" deep concrete footing.

## **206-11.2     SIGN BANDING, BUCKLES, BRACKETS AND HARDWARE**

### **206-11.2.1   General**

The following items are for mounting signs to light poles and traffic signals, or when specified and/or shown on the drawings.

### **206-11.2.2   Bands**

Sign bands shall be stainless steel grade 304, 3/4" wide, 0.020" thick.

### **206-11.2.3   Buckles**

Buckles for banding shall be stainless steel grade 304, 3/4" wide.

### **206-11.2.4   Brackets**

Sign brackets shall be stainless steel sign mounting brackets with flared leg for use with 3/4" wide banding and be threaded for 5/16"-18 bolts.

### **206-11.2.5   Bolts**

Bolts shall be stainless steel 5/16"-18, 5/8" long, torx pin in security type and contain stainless steel washers.

## **SECTION 210 - PAINT AND PROTECTIVE COATINGS**

## **210-1        PAINT**

### **210-1.3     Paint Coats**

DELETE in its entirety and SUBSTITUTE with the following:

Paint coats shall consist of pre-treatment when specified, primer and at least 2 finish coats in that order, in accordance with Section 210-1.5.

### **210-1.4     Paint Materials**

ADD the following:

Paint for recycled water facilities shall be semi-gloss purple, Pantone Color No. 512 or approved equal.

Paint for street light poles and traffic signal within the Town Center District shall be brown, RAL Color No. 8011 or approved equal.

## **210-6 ANTI-GRAFFITI COATINGS**

ADD the following subsection:

### **210-6.1 Requirements**

Anti-graffiti coatings shall be a multipart coating system of the same manufacturer. Anti-graffiti coating system shall include a rain proofing primer coat, 2 coats of anti-graffiti coating, and a finish coating. Anti-graffiti coating system shall be a clear, UV resistant, non-yellowing, low VOC, water based, flat sheen and shall have a 10-year manufacturer's warranty.

## **210-7 ANTI-SEIZE COATINGS**

ADD the following subsection:

### **210-7.1 Requirements**

Anti-seize compounds shall be applied to all threaded connections, bolts, nuts and other fastening hardware which is contact with water, irrigation, manhole covers or underground applications. Anti-seize compound shall be marine grade and submitted to the Engineer for approval.

## **SECTION 211 - MATERIAL TESTS**

### **211-1 COMPACTION TESTS**

#### **211-1.1 Laboratory Maximum Density**

REVISE with respect to methods used to read as follows:

Compaction tests will be performed in accordance with ASTM D1557 or California Test Method No. 216.

#### **211-1.2 Field Density**

DELETE in its entirety and SUBSTITUTE with the following:

Field density of soil shall be by ASTM Methods D1556 (Sand Cone), D2922 (Nuclear Gauge), California Test Methods 216 (Sand Cone) or 231 (Nuclear Gauge).

## **SECTION 213 - ENGINEERING GEOSYNTHETICS**

### **213-4 PAVING FABRIC**

DELETE in its entirety and SUBSTITUTE with the following:

Paving fabric shall be an engineered nonwoven pavement interlayer comprised of high strength fiberglass and polyester fibers conforming to ASTM D7239. Paving fabric material shall be TruPave Engineered Paving Mat, as manufactured by Tencate or an approved equal. Paving fabric shall meet the following physical properties table and the additional material specifications below.

**Paving Fabric Material Properties**

Mechanical Properties	Test Method	Unit	Roll Value		Asphalt Filled Tensile Strength
			Nominal	Max	
Tensile Strength (MD)	ASTM D5035		80	--	> 180
Tensile Strength (CD)	ASTM D5035		70	--	>180
Elongation @ max load	ASTM D5035		< 5	--	
Asphalt Retention	ASTM D6140		0.18 (0.82)	--	
Melting Point	ASTM D276		--	> 446 ( > 230)	
Mass/Unit Area	ASTM D5261		4.1 (136.6)	4.4 (146.3)	

Material must be made available in up 12 ½ -foot widths. This will prevent delays during the paving operation.

Material must have a proven performance record. Proof shall consist of a list of agencies that have used the material in California and found it to be suitable for use as an interlayer. Material shall have been used in projects for a minimum of the past 5 years in California. The material shall have a proven record that it can be recycled and milled via written documentation from milling Contractors and recycling facilities. If requested, a copy shall be provided to the City.

The pavement fabric shall be stored in accordance to the manufacturer's recommendations. The pavement fabric shall be installed in accordance with the manufacturer's specifications and this specification. Folds and ridges shall be cut with a utility knife in order to have the pavement fabric flat on the asphalt. The pavement fabric shall be placed flat on the asphalt. A copy of the manufacturer's specifications shall be provided to the City for review.

## **213-5 GEOTEXTILES AND GEOGRIDS**

### **213-5.1 Filter Fabric Geotextiles** ADD the following subsection:

#### **213-5.1.1 General**

Filter fabric shall be a needle punched nonwoven geotextile manufactured for the use of soil separation and drainage. Filter fabric shall be comprised of polypropylene fibers which are formed into a network such that the fibers retain their relative position. Filter fabric shall be inert to biological degradation and shall resist naturally encountering chemicals, alkalis, and acids.

#### **213-5.1.2 Material Types**

Filter fabric for retaining walls and subsurface drains shall be Mirafi 140N as manufactured by TenCate or approved equal.

Filter fabric for separation between native soils and aggregate bases and/or permeable bases shall be Mirafi 160N as manufactured by TenCate or approved equal.

Filter fabric for rip rap installations shall be Mirafi 180N as manufactured by TenCate or approved equal.

#### **213-5.2 Geogrids for Retaining Walls**

ADD the following subsection:

Geogrid for retaining wall shall be biaxial type.

#### **213-5.3 Geogrids for Roadway Stabilization**

ADD the following subsection:

Geogrid for roadway stabilization shall be multi-axial type. Geogrid shall be TriAx as manufactured by Tensar or approved equal.

Contact: Tensar, [www.tensarcorp.com](http://www.tensarcorp.com)

### **SECTION 214 - TRAFFIC STRIPING, CURB AND PAVEMENT MARKINGS, AND PAVEMENT MARKERS**

#### **214-4 PAINT FOR STRIPING AND MARKINGS**

##### **214-4.1 General**

Delete Table 214-4.1 and replace with the following table:

### **Paint Specifications**

<b>Paint type</b>	<b>Color</b>	<b>Specification</b>
Waterborne traffic line, Type 1 (Rapid Dry)	White, Yellow, and Black	State Specification PTWB-01R2
Acetone-Based	White, Yellow, and Black	State Specification PT-150VOC(A)
Waterborne traffic line for the international symbol of accessibility and other curb markings	Blue, Red, and Green	Federal Specification TT-P-1952E

All roadway striping and pavement legends shall be thermoplastic as specified in Section 214-5.

## **214-5 THERMOPLASTIC MATERIAL FOR TRAFFIC STRIPING AND MARKINGS.**

### **214-5.1 General** ADD the following:

All roadway striping for this project shall meet the specifications for extruded thermoplastic.

## **214-8 TRAFFIC SIGNS** ADD the following subsection:

### **214-8.1 General**

Signs shall conform with the size, color and dimensions as laid out in the California Manual on Uniform Traffic Control Devices (Latest Edition) and any Caltrans Directives. All retroreflective sheeting and aluminum sheeting material shall meet the provision as laid out in the Caltrans Standard Specifications or as modified by these Special Provisions.

### **214-8.2 Sign Sheeting**

The sign sheeting shall be 3M DG3 sheeting or approved equal. The sign sheeting shall meet the requirements as set forth in ASTM D4956-13 for Type XI sheeting. Retroreflective sheeting shall be applied to sign panels as recommended by the retroreflective sheeting manufacturer without stretching, tearing, and damage. Class 1, 3, or 4 adhesive backing shall be used retroreflective sheeting. The adhesive backing shall be pressure sensitive and fungus resistant.

### **214-8.3 Aluminum Sign Blank**

The aluminum sign blank shall be made of aluminum alloy 6061-T6 or 5052 H38 and be a minimum of .080 thick. Sheet aluminum shall be free of buckles, warps, dents, cockles, burrs, and defects resulting from fabrication. The edges shall be sanded to be void of burs.

Alloy and temper designations for sheet aluminum shall be in accordance with ASTM Designation: B 209. Sheet aluminum shall be pretreated in accordance to ASTM Designation: B 449. Surface of the sheet aluminum shall be cleaned, deoxidized, and coated with a light and tightly adherent chromate conversion coating free of powdery residue. The conversion coating shall be Class 2 with a weight between 10 milligrams per square foot and 35 milligrams per square foot, and an average weight of 25 milligrams per square foot. Following the cleaning and coating process, the aluminum sheet shall be protected from exposure to grease, oils, dust, and contaminants.

## **SECTION 217 - BEDDING AND BACKFILL MATERIALS**

### **217-1 BEDDING MATERIAL**

#### **217-1.1 General**

DELETE in its entirety and SUBSTITUTE with the following:

Bedding material shall be free draining granular material with a coefficient of permeability greater than 1.5 inches/hour (35mm per hour) as specified in the Special Provisions or otherwise shown on the plans.

#### **217-1.2 Bedding Material for Plastic Pipe**

DELETE in its entirety and SUBSTITUTE with the following:

Bedding for plastic pipe shall be disintegrated granite per Section 200-2.7.

#### **217-1.3 Bedding Material for Reinforced Concrete Pipe and Boxes Culverts**

ADD the following subsection:

Bedding shall be 3/4" crushed rock per Section 200-1.2.

#### **217-1.4 Bedding Material for Electrical and Communication Conduits**

ADD the following subsection:

Bedding shall be sand per Section 200-1.5.

### **217-5 SELECT FILL**

ADD the following subsection:

#### **217-5.1 General**

Select fill shall be a well graded granular soil free from organics, free draining, having a low potential for expansion and easily achieve 95% compaction. Select fill shall have a sand equivalent of not less than 30, a PI of less than 15 and a LL of less than 35. Select fill shall be free of any rocks in excess of 2" in size.

## **PART 3 CONSTRUCTION METHODS**

Is amended as follows:

### **SECTION 300 - EARTHWORK**

Is amended as follows:

#### **300-1 CLEARING AND GRUBBING**

##### **300-1.1 General** ADD the following:

It is the intent of this specification to provide for the complete removal and disposal of all obstructions and objectionable materials not specifically provided for elsewhere in the plans and specifications in order to complete all work as shown on the plans.

All landscaping, including trees, shall be removed in a manner as to not damage existing irrigation systems, surface improvements or surrounding landscaping. Stumps of trees shall be ground to a depth of 12" below finish grade and backfilled with topsoil. All trees shown to be trimmed and remain in place, shall be performed by a Certified Arborist.

##### **300-1.4 Payment** Delete the first paragraph and replace with the following:

Payment for "**Clearing and Grubbing**" shall be included in the bid items of work necessitating the above requirements. Payment shall include full compensation for removal and disposal of all resulting material including, but not limited to; dumping fees, haul off, removal of excess soil, trees, stumps, bushes, vegetation, roots, shrubs, stone, brick, fences, drainage structures, concrete channels, irrigation, all rubbish and debris, whether above or below ground.

#### **300-2 UNCLASSIFIED EXCAVATION**

##### **300-2.9 Payment** To paragraph (1), DELETE in its entirety and SUBSTITUTE with the following:

Payment for "**Unclassified Excavation**" shall be included with the unit price bid for the major items of work. Payment shall also include items of work described in Section 300-1. Payment shall also include for excavating, grading, sloping, shaping, rounding tops of and ends of excavations, loading, disposing of surplus material, stockpiling and hauling of material generated from grading.

#### **300-4 UNCLASSIFIED FILL**

##### **300-4.10 Payment** DELETE in its entirety and SUBSTITUTE with the following:

Payment for “**Unclassified Fill**” shall be included with the unit price bid for the major items of work and shall include the full compensation for all grading, shaping, compacting, consolidating, hauling, or other related work that is required under this subsection.

### **300-5 BORROW EXCAVATION**

#### **300-5.1 Local Borrow**

ADD the following:

Local borrow is not available for this contract.

#### **300-5.2 Imported Borrow**

##### **300-5.2.1 General Fill**

ADD the following subsection:

General fill shall consist of imported soils meeting the following requirements:

1. Has less than 30 percent by dry weight retained on the No. 4 sieve;
2. Contains no material greater than 6 inches; except for rock fragments under the following conditions:
  - a. They are not placed in concentrated pockets.
  - b. There is sufficient percentage of fine-grained material to surround the rocks.
  - c. Sufficient compactive effort is applied to the fill material to achieve the minimum required degree of compaction specified.
  - d. The distribution of rocks is observed by the Geotechnical Engineer.
3. Contains at least 70 percent of soil smaller than ¼ inch in size;
4. Contains no roots, tree branches, vegetation, or deleterious material such as trash and rubbish;
5. Has a plastic index ( $PI_{avg}$ ) of less than or equal to 20, as determined by an independent soils analysis and geotechnical engineer.

##### **300-5.2.2 Select Fill**

ADD the following subsection:

Select fill shall consist of imported soils meeting the following requirements:

1. Has less than 30 percent by dry weight retained on the No. 4 sieve;
2. Has a plastic index (PI) less than, or equal to 4, as determined by an independent soils analysis and geotechnical engineer;
3. Contains no material greater than 6 inches;
4. Contains at least 70 percent of soils smaller than ¼ inch in size;
5. Contains no roots, tree branches, vegetation, or deleterious materials such as trash and rubbish;

#### **300-5.4 Measurement and Payment**

Payment for “**Imported Borrow**” shall be included with the unit price bid for the major items of work and shall include full compensation for furnishing all labor, materials, tools,

placing, compacting, equipment, transportation, hauling and all incidental costs to import and place fill material.

### **300-7 EARTHWORK FOR CHANNELS**

#### **300-7.6 Measurement and Payment**

DELETE in its entirety and SUBSTITUTE with the following:

Payment for “**Earthwork for Channels**” shall be included with the unit price bid for the major items of work and shall include the full compensation for all excavation, grading, sloping, shaping, rounding of tops of ends of excavations, compacting, consolidating, loading, disposal of surplus material, stockpiling, hauling, or other related work that is required under this subsection.

### **300-8 GEOTEXTILES FOR DRAINAGE**

#### **300-8.1.2 Measurement and Payment**

DELETE in its entirety and SUBSTITUTE with the following:

Payment for geotextiles for drainage shall be included in the unit price bid for the major items of work requiring the usage of geotextile for drainages such as “Perforated Pipes, French Drains, Sub-drains” etc.

### **300-9 GEOTEXTILES FOR EROSION CONTROL**

#### **300-9.1 Bank and Shore Protection**

#### **300-9.1.2 Measurement and Payment**

DELETE in its entirety and SUBSTITUTE with the following:

Payment for geotextiles for erosion control shall be included in the unit price bid for “**Water Pollution Control**”.

### **300-10 GEOTEXTILES FOR SEPARATION**

#### **300-10.1 Subgrade Enhancement**

#### **300-10.1.2 Measurement and Payment**

DELETE in its entirety and SUBSTITUTE with the following:

Payment for geotextiles for separation shall be included in the unit price bid for the item(s) of work requiring the usage of geotextile for separation including but not limited to; “rip rap energy dissipaters, playground surfacing, synthetic turf fields, etc.

## **SECTION 301 - SUBGRADE PREPARATION, TREATED MATERIALS, AND PLACEMENT OF BASE MATERIALS**

## **301-1 SUBGRADE PREPARATION**

### **301-1.3 Relative Compaction**

To paragraph (1), sentence (2), DELETE in its entirety and SUBSTITUTE with the following:

When the base or subbase material, curb, gutter, alley pavement, driveway, cross gutters or underdrains are to be placed on subgrade material the top six inches (6") of such subgrade material shall be compacted to a relative compaction of ninety five percent (95%).

## **301-2 UNTREATED BASE**

### **301-2.4 Measurement and Payment**

DELETE in its entirety and SUBSTITUTE with the following:

Payment for "**Crushed Aggregate Base**" shall be included with the unit price bid for the major items of work. Unit price bid shall include full compensation for furnishing all labor, materials, tools, equipment, hauling, excavation, removal and disposal of surplus materials, compaction and all related and appurtenant work to complete the work in place.

## **301-7 PERMEABLE BASE**

ADD the following subsection:

### **301-7.1 General**

Permeable bases shall contain a layer of filter fabric between permeable material and native material/subbase in accordance with Section 213-5.

### **301-7.3 Measurement and Payment**

Payment for "**Permeable Base**" shall be included with the unit price bid for the major items of work and shall include all labor, materials, equipment, tools and incidentals necessary to perform the work including compaction, infiltration testing and filter fabric installation.

## **SECTION 302 - ROADWAY SURFACING**

### **302-1 PREPARATORY ROADWAY SURFACING WORK**

ADD the following subsection:

### **302-1.1 General**

Prior to any roadway surfacing work (asphalt overlay, ARAM or slurry seal), the Contractor shall complete all necessary preparation and repair work required in this section. The Contractor shall field investigate all streets included in the Contract for resurfacing in order to familiarize themselves and properly identify all weed removal & abatement, tree trimming prior to the resurfacing work. Preparatory roadway surfacing work shall be completed 7 days prior to the scheduled surfacing work.

### **302-1.2 Weed Removal & Abatement**

The Contractor shall spray all existing weeds/grasses within the roadway, along all gutters and cross gutters, with an approved weed/grass killing herbicide. Herbicide shall be applied in 2 separate applications, 4-weeks and 2-weeks prior to the roadway surfacing work. All remaining weeds/grasses shall then be physically or mechanically removed 1 week in advance of the roadway surfacing work to ensure full removal of all weeds/grasses. An edger with a steel blade shall be used to remove all weeds. A water soluble dye shall be used in the solution.

### **302-1.3 Tree Trimming**

The Contractor shall trim all trees overhanging within the City right-of-way to provide a 14' tall vertical clearance above the roadway and 8' above sidewalks 1 week in advance of the roadway surface treatment.

### **302-1.5 Oil and Grease Removal**

The Contractor shall remove all oil and grease spots using an approved asphalt oil spot cleaner and/or approved sealant to the satisfaction of the City.

### **302-1.6 Payment**

Payment for “**Preparatory Roadway Surfacing Work**” shall be included in the unit price bid for the major items of work. Payment shall include all labor, equipment, materials, tools and incidentals necessary to perform the work as described in this Section.

## **302-5 ASPHALT CONCRETE PAVEMENT**

### **302-5.1 General**

ADD the following:

Preparatory roadway surfacing work shall be completed in accordance to Section 302-1.

The Contractor shall submit to the Engineer for approval, a paving operation plan which identifies the location of all longitudinal joints, transverse joints, the tonnage of asphalt concrete placed per day, the number of asphalt distribution trucks utilized per day, the location of the asphalt concrete plant, the number of rollers used for compaction, and the limits of work for the pavement operations planned for each working day. Paving operation plan shall be submitted to the Engineer for approval seven (7) calendar days in advance of paving operations.

All asphalt that has been deposited on concrete, manholes, valves, street monument covers and other utility covers shall be removed and cleaned after completion of the asphalt concrete paving.

### **302-5.5 Distribution and Spreading**

AMEND as follows:

When atmospheric temperatures are below 70 degrees F, all truck loads shall be covered with tarpaulins. Loads shall be covered when loaded at the asphalt plant and until the asphalt concrete is transferred directly into the paver's hopper.

Distribution and spreading for all paving, including skin patches, shall be by means of a self-propelled mechanical spreading and finishing machine designed specifically for that purpose. The asphalt concrete as delivered shall be deposited directly into the hopper of the spreading and finishing machine. The asphalt concrete shall be evenly spread upon the subgrade or base to such a depth that, after rolling, it will be of the specified cross section and grade of the course being constructed.

Asphalt concrete for roadway patching shall not be piled onto the roadway for use.

The depositing, distributing, and spreading of the asphalt concrete shall be accomplished in a single, continuous operation by means of a self-propelled mechanical spreading and finishing machine design specifically for that purpose. The machine shall be equipped with a suitable full-width compacting screed capable of being accurately regulated and adjusted to distribute a layer of the material to a definite predetermined thickness. When paving is of a size or in a location that use of a self-propelled machine is impractical the Engineer may waive the self-propelled requirements.

Asphalt paving equipment shall be equipped with automatic screed controls with non-contacting sonic sensing devices. When placing asphalt concrete, the automatic controls shall control the longitudinal grade and transverse slope of the screed. Grade and slope references shall be furnished, installed and maintained by the Contractor. The longitudinal grade control system shall contain multiple sonic trackers/sensors mounted to a beam/ski not less than 20' long and shall be mounted to the longitudinal direction of the paving equipment. The system shall automatically measure, calculate, average and adjust the screed to provide for a smooth asphalt finish profile.

Should the methods and equipment furnished by the Contractor fail to produce a layer of asphalt concrete conforming to the requirements, including straightedge tolerance, of Section 302-5.6.2 of the Greenbook, the paving operations shall be discontinued and the Contractor shall modify his equipment or furnish substitute equipment and all work not conforming as specified shall be rejected and replaced at the Contractor's expense.

Should the automatic screed controls fail to operate properly during any day's work, the Contractor may use manual control of the spreading equipment for the remainder of the day; however, the equipment shall be corrected or replaced with alternative automatically controlled equipment conforming to the requirements in this Section before starting another day's work.

Asphalt concrete greater than 4-inches thick shall be placed in a minimum of two lifts.

In order to ensure proper compaction of asphalt concrete, no lift shall be permitted which is less than 3-times the rock diameter of the specified asphalt concrete mixture.

Asphalt Mixture	Minimum Lift Thickness
-----------------	------------------------

Type B Mix (3/4" Rock)	2-1/4 Inch
Type C2 Mix (1/2" Rock)	1-1/2 Inch
Type D2 Mix (3/8" Rock)	1 Inch
Type E Mix (No. 4 Sieve Rock)	1/2 Inch
Type F Mix (No. 8 Sieve Rock)	1/4 Inch

### **302-5.6 Rolling**

#### **302-5.6.1 General**

ADD the following:

Pneumatic-tired rollers shall be used for intermediate rolling during placement of an asphalt overlay and on all asphalt patches greater than 2,500 square feet. Pneumatic-tired rollers shall be in conformance to Section 302-5.6.1(e).

#### **302-5.6.2 Density and Smoothness**

ADD the following:

Asphalt concrete not in conformance to Section 302-5.6.2 shall be rejected and repaired at the Contractor's expense as determined by the Engineer and to their satisfaction including but not limited to the following:

- a) Asphalt Concrete lower than grade:  
Removal by cold milling to a minimum depth of 1½" or 3 times the maximum size aggregate for the full width of the traveled lane unless otherwise approved by the Engineer.
- b) Asphalt Concrete higher than grade:  
Shall be milled by profile milling with an extra fine diamond blade milling machine in conformance to Section 302-1.4. All costs of field profiling the roadway prior to milling shall be made at the Contractor's expense. All profile milling areas shall receive a fog seal after milling work has been completed, or when approved by the Engineer; removal by cold milling to a minimum depth of 2 inches for the full width of the traveled lane unless otherwise approved.

No additional compensation will be made to the Contractor to comply with this section.

### **302-5.7 Joints**

DELETE in its entirety and SUBSTITUTE with the following:

Joints between successive passes shall be vertical and at right angles to the line of the improvements. Care shall be exercised in connection with the construction of all joints to ensure that the surface of the pavement is true to grade and cross section.

Paving operations shall be planned such that paving will be completed to the full width of the roadway with "hot joints" having an internal temperature greater than 225 degrees Fahrenheit for each consecutive pass.

When full width paving cannot be feasibly performed and when approved by the Engineer, the final longitudinal joint resulting in a “cold joint” shall be placed on the edge of the lane lines between opposing traffic only and when approved by the Engineer. Upon commencement of paving operations, the Contractor shall apply a tack coat to the faces of the “cold joint” in accordance with Section 302-5.4.

### **302-5.7.1 Longitudinal Joints**

Longitudinal joints shall be placed on the edge of traveled lane lines and shall not be placed such that they lie within the traveled way of vehicular tires. When approved by the Engineer, longitudinal joints may be placed at the center of traveled lanes when existing conditions prohibit full lane width passes by the paving machine. When placing multiple layers of asphalt concrete, longitudinal joints shall be staggered not less than 12” apart such that a single vertical joint does not run the full depth of the pavement section.

### **302-5.7.2 Transverse Joints**

When terminating paving operations for the day, the Contractor shall construct temporary ramps at all vertical joints which are greater than 1-1/2 inches in height and transverse to through traffic. Temporary ramp dimensions and compaction shall be approved by the Engineer. Prior to resuming paving operations, the Contractor shall remove temporary ramps to provide for a vertical face and a full depth lift joint and apply a tack coat to the faces of the joint in accordance with Section 302-5.4. Transverse joints shall not be placed within 250’ of an intersection unless it is the final joint to match existing pavement for the final limits of work.

### **302-5.9 Measurement and Payment**

AMEND as follows:

Unit price bid for all asphalt paving operations shall include full compensation for furnishing all labor, materials, tools, equipment, sweeping, preparatory roadway surfacing work and all related and appurtenant work. Unit price bid shall also include all labor and materials to construct asphalt around manholes, valves, monuments and other surface improvements. Contractor shall obtain a one-year price guarantee from the asphalt concrete materials plant supplying material for all asphalt concrete work. One-year price guarantee period shall begin from the date of bid opening and terminate one-year thereafter.

Payment for **All Asphalt Repairs** shall be included with the major bid items that require asphalt paving such as trench repairs and T-Caps. Unit price bid shall include full compensation for furnishing all labor, materials, tools, equipment, cold milling, trimming cuts, removal, disposal of resulting materials, subgrade preparation, tack coat, asphalt, compaction and all related incidentals required to complete the work in place.

## **302-7 PAVEMENT FABRIC**

### **302-7.2 Placement**

### **302-7.2.1 General**

ADD the following:

The surface on which the pavement fabric is to be placed shall be reasonably free of dirt, water, vegetation or other debris. The pavement fabric shall be placed on a drainable surface, and any rutting or low spots in the pavement shall be removed by milling or by the use of a leveling course as shown on the exhibits.

Pavement fabric shall not be placed any further than 750' in advance of the paving machine unless otherwise approved by the Engineer.

### **302-7.2.3 Laydown**

To paragraph (1), DELETE in its entirety and SUBSTITUTE with the following:

Pavement fabric shall be applied with a self-driven mechanical vehicle. Pavement fabric shall not be placed more than 2-inches onto cold planned asphalt concrete unless otherwise approved by the Engineer. Public traffic is not permitted over pavement fabric unless otherwise approved by the Engineer.

Neither the asphalt binder nor the pavement fabric shall be placed when weather conditions, in the judgment of the City, are not suitable. Air and pavement temperatures shall be sufficient to allow the tack coat to hold the pavement fabric in place. The air temperature shall be 50 F (10 C) and rising for placement of the asphalt tack coat.

The pavement fabric shall be placed onto the tack coat with minimum folds or wrinkles and before the tack coat has cooled and lost tackiness. Areas of pavement fabric that have been removed and replaced additional tack coat shall be applied as needed to achieve a sound bond to the substrate. Damaged pavement fabric shall be removed and replaced, per the manufacturer's recommendations, at the Contractor's expense with the same type of material.

Equipment used to place the asphalt tack coat to install the pavement fabric or to roll the pavement fabric into the tack coat shall be in accordance with the manufacturer's recommendations.

Overlap of pavement fabric joints shall be sufficient to ensure full closure of the joint, but shall not exceed 6 inches (150 mm). Transverse joints shall be lapped in the direction of paving to prevent edge pickup by the paver.

Brooming, squeegee or pneumatic rolling shall be used to remove any air bubbles and to maximize pavement fabric contact with the pavement surface and shall be done in accordance with the manufacturer's specifications and to the satisfaction of the City. Excess tack coat that bleeds through the pavement fabric shall be removed by broadcasting asphalt on the pavement fabric interlayer. Broadcasting of asphalt may also be used to facilitate movement of equipment during construction, to prevent tearing or delaminating of the pavement fabric or to prevent pickup by the paving machine or other equipment. No other material, such as asphalt release agents or diesel, shall be used for this purpose.

No traffic, except necessary construction traffic or emergency vehicles, shall be driven on the pavement fabric unless approved by the Engineer.

Placement of the asphalt overlay shall closely follow placement of the pavement fabric. All areas in which the pavement fabric has been placed shall be paved during the same day, unless approved otherwise by the Engineer. In the event of rainfall on the pavement fabric prior to the placement of the overlay, the pavement fabric shall be allowed to dry before the asphalt is placed.

A manufacturer's representative shall be present, at a minimum, for the first two days of installation of the pavement fabric and available thereafter upon request by the City.

Once the pavement fabric has been placed, the Contractor shall place Road Closed signs at each entry point to the street along with 6 cones or as required to ensure traffic is not permitted on the pavement fabric.

### **302-7.3 Measurement**

DELETE in its entirety and SUBSTITUTE with the following:

Measurement for "**Pavement Fabric**" shall be included with the unit price bid for the major items of work. No additional measurement will be made for material used in overlapping of joints.

### **302-7.4 Payment**

DELETE in its entirety and SUBSTITUTE with the following:

Payment for "**Pavement Fabric**" shall be included with the major items of work requiring pavement fabric, and shall include full compensation for furnishing all labor, tools, equipment, tack coat and incidentals for doing all the work involved in placement of the pavement fabric. Payment shall be measured for actual square footage of asphalt covered with the pavement fabric material. Payment shall also include any advance spreading of asphalt concrete over the fabric as requested by the City.

## **SECTION 303 - CONCRETE AND MASONRY CONSTRUCTION**

### **303-1 CONCRETE STRUCTURES**

#### **303-1.1 General**

ADD the following:

Connections of concrete storm drains to concrete structures shall be made in accordance to Regional Standard Drawing No. D-61.

Concrete inlets placed on curves shall contain a radius curb face matching the curb radius. Steel inlet face angle shall be shop bend to match the radius shown on the drawings. Contractor shall submit steel inlet face angle curve radius for approval prior to order and installation. For Type C curb inlets, the curb face shall be curved over the top

of the grate opening. Inlets requiring a radius curb face that have been constructed without radius curb face, shall be removed and replaced at the Contractor's expense.

Storm drain inlets and catch basins shall include a storm drain inlet marker per Section 206-7. Marker shall be installed on top of the inlet, inline with the curb at the center of the inlet.

Water proofing membrane shall be provided on the earth retaining side of all concrete and masonry walls pursuant to Section 202-3.4.

### **303-1.3 Forms**

Ties for formwork shall be removed upon completion of concrete curing. Ties which are abandoned in place, snapped, cut, or ground flush are not permitted.

The Contractor shall install plastic caps over all exposed metal stakes which pose a safety hazard.

### **303-1.4 Removal of Forms**

#### **303-1.4.1 General**

ADD the following:

All formwork shall be removed after the minimum required curing time has passed. No formwork shall be abandoned in place for any area, above ground or below ground.

### **303-4 MASONRY CONSTRUCTION**

#### **303-4.3 Interlocking Concrete Pavers**

ADD the following subsection:

##### **303-4.3.1 General**

Interlocking concrete pavers shall be a system comprised of interlocking pavers installed over a sand bedding, aggregate base section, and geotextile fabric constructed to the requirement of this section.

##### **303-4.3.2 Materials**

- a) Geotextile filter fabric shall conform to Section 213-5.
- b) Interlocking concrete paver units shall conform to ASTM C936.
- c) Bedding sand shall conform to Section 200-1.5.6.1.
- d) Joint sand shall conform to Section 200-1.5.6.2.

##### **303-4.3.3 Preparation of Subbase**

Contractor shall excavate and grade to the depth necessary for the placement of interlocking concrete pavers, bedding sand, and base section. Existing native soil shall

be cleared of all debris, plant materials and residual stones larger than one-inch (1") in diameter and compacted to not less than 95%.

#### **303-4.3.4 Base Layer**

Base section shall be a 6 inch thick layer of Class 2 permeable base per Section 200-3. Base section shall be compacted to 95% relative compaction.

#### **303-4.3.5 Bedding Sand**

Upon completion of the base section, screed pipes or rails shall be placed for the placement of bedding sand. Bedding sand shall be spread and screeded to an uncompacted thickness of not less than one inch (1") thick. Bedding sand shall be screeded and smoothed with a straight and true strike board for a smooth uniform finish. Upon placement of the bedding sand, screed pipes or rails shall be removed and the resulting voids filled with bedding sand.

#### **303-4.3.6 Pattern**

Interlocking concrete pavers shall be placed in Herringbone patterns for all street applications to provide maximum load bearing support, and to resist creep from vehicle starting, breaking and turning.

Layout pattern for all other applications shall be as shown on the plans.

#### **303-4.3.7 Placement**

Concrete pavers shall be installed along straight joint lines with the aid of string lines or chalk lines to maintain a true and straight joint line pattern. Cut pavers shall be used to fill any gaps  $\frac{3}{8}$ " or greater between pavers and the surrounding border.

Upon completion of the placement of section of interlocking concrete pavers, the section shall be compacted with a vibratory plate compactor capable of exerting a minimum of 5,000 lbs. of centrifugal compaction force and operated at 75-90 hertz. At least 2 passes shall be made across the pavers to seat the pavers into the bedding sand and force sand into the joints at the bottom of the pavers.

Dry joint sand shall be swept into the joints, and pavers compacted again until the joints are full. If joint sand is wet, it shall be spread across the surface of the pavers to dry before being swept into the joints. Excess joint sand shall be removed and disposed of upon completion of the placement of joint sand.

Final surface elevations of concrete pavers shall not vary more than  $\frac{3}{8}$ -inch when measured under a 10 foot long straight edge. Joint lines shall not vary  $\pm \frac{1}{2}$  inch over 50 feet from taut string lines. Concrete pavers shall be installed with a difference no greater than  $\frac{1}{8}$ -inch between adjacent pavers. Concrete pavers adjacent to catch basins shall be between  $\frac{1}{8}$  inch and  $\frac{3}{8}$ -inch above adjacent catch basins. The top of concrete pavers may be installed  $\frac{1}{8}$ -inch above paver boarder to compensate for minor settling. The maximum allowable tolerance for final concrete paver installation is  $\frac{1}{8}$ -inch.

### **303-4.3.8 Measurement and Payment**

Payment for “**Interlocking Concrete Pavers**” shall be included with the unit price bid for the major items of work and shall include full compensation for furnishing all labor, materials, equipment, tools and incidentals necessary to install the interlocking concrete pavers as shown on the plans and details including but not limited to; excavation, grading, cutting of pavers, removal and disposal of excess materials, geotextile fabric, permeable base layer, masonry sand bedding layer, joint sand, compaction, and all items necessary to complete the work in place. Contractor shall account for all additional concrete interlocking paver waste due to the style and pattern of the required for placement.

### **303-5 CONCRETE CURBS, WALKS, GUTTERS, CROSS GUTTERS, ALLEY INTERSECTIONS, ACCESS RAMPS AND DRIVEWAYS**

#### **303-5.1 Requirements**

##### **303-5.1.1 General** ADD the following:

All concrete curbs, curb & gutter, pedestrian ramps, curb inlets and cross gutters to be replaced shall include saw cutting and removal of the adjoining asphalt pavement 18-inches from the concrete surface. Asphalt concrete shall be replaced to match the existing asphalt concrete thickness, however asphalt concrete shall be replaced not less than 4 inches thick for residential streets and 6 inches thick for all other streets. Asphalt shall be placed in 2-inch lifts and compacted with a compaction rammer “Wacker” until the final surface course is placed which shall be compacted with an asphalt roller. Asphalt concrete shall be Type C2 mix.

The Contractor shall protect, repair, replace or extend existing sidewalk underdrains as required during concrete sidewalk and/or curb and gutter replacement at his expense, if damaged.

All concrete shall be sawcut prior to demo/removal. Sawcut shall be along joints or as directed by the City. Sawcut shall be full depth of the concrete to prevent damage to the adjacent concrete. Overcutting of the asphalt or concrete shall be kept to a minimum.

The Contractor shall not imprint or stamp their company name on any concrete work. Any sections of concrete that have been imprinted or stamped by the Contractor is subject to removal and replacement. Any costs associated with this shall be the responsibility of the Contractor.

The Contractor shall use concrete dobies to ensure all rebar is placed within concrete and to provide 2” clear from the top and bottom of the concrete. Rocks shall not used for this purpose.

Excess concrete material that is within the slot patch and outside of all forms shall be removed prior to asphalt patching.

**a) Curbs and Gutters**

Concrete for curbs and gutter shall be 560-C-3250.

All curbs & gutters to be replaced which contain water or sewer stamped markings shall be replaced in accordance to the Water Agency Standards "WAS" latest edition. The cost for stamped markings shall be included in the unit price bid for "**Pedestrian Ramp**".

Curb & gutter within 40-feet of a bus stop shall contain two (2) #4 reinforcing bars within the gutter spaced 6-inches apart.

Curb & gutters to be replaced that contain address number shall be replaced and painted with 3" high black numbers on a white background. Address numbers shall be made with a stencil and not free handed.

The Contractor shall repair and/or replace existing landscaping, irrigation, brick pavers or other private improvements adjacent to sections of replaced concrete.

Expansion felt shall be secured prior to placement of concrete to ensure flush contact with the existing surface the felt is adhered to.

All curb and gutter replacement on this project are included with the pedestrian ramps.

**b) Cross Gutters**

Concrete for cross gutters shall be 560-C-3250.

Cross gutters shall contain No. 4 reinforcing steel bars placed at 16-inches on center both ways and shall be doweled & epoxy bonded 6" deep into adjacent cross gutters.

All transitions between the ramp and the cross gutter are included with the pedestrian ramp.

**c) Sidewalks**

Concrete for sidewalks shall be 520-C-2500.

All concrete sidewalks to be replaced that contain a water meter box shall be replaced with a composite water meter box provided to Contractor by the Padre Dam Municipal Water District. Contractor shall coordinate the delivery or pick-up of the water meter box with Padre Dam Municipal Water District.

Sidewalks which meet or adjoin to concrete structures, shall contain dowel sleeves per Section 201-2.5 and epoxy doweled into the structure 3-inches deep. Dowel sleeves shall 12" long and placed 16" on center, with a minimum of 3 dowel sleeves per structure side.

Expansion felt shall be used at the concrete structures and between all private improvements such as retaining walls or concrete. Expansion felt shall be a single continuous piece, not multiple pieces. Expansion felt shall be secured prior to placement of concrete to ensure flush contact with the existing surface the felt is adhered to.

**d) Pedestrian Ramps**

Concrete for pedestrian ramps shall be 560-C-3250.

Pedestrian Ramps shall be constructed with Truncated Domes per Section 215-1.1. Curb and gutter at pedestrian ramps shall be poured separately from the pedestrian ramp sidewalk unless otherwise approved.

Monolithic curbs at the back of landing shall be poured monolithic and provided at all locations where the existing grade behind the back of ramp is higher than the surrounding concrete or when required by the City. The ends of the curb shall transition at a 2:1 slope to the existing sidewalk elevation. Curbs greater than 12" in height shall contain a minimum of a No. 4 rebar horizontal within the curb and a No. 4 rebar bent and located within the pedestrian ramp and the wall at 16" on center. The top of curb shall be 1"-2" above the surrounding grade.

Portions of cross gutter removed to permit construction of a pedestrian ramp shall doweled, cleaned and epoxy bonded 6" deep into adjacent cross gutters.

Where pedestrian ramps are shown or specified to be placed at locations which contain colored concrete, the pedestrian ramp shall be poured with colored concrete to match existing concrete. All curbs shall be grey in color with the exception of the curb at the back of the pedestrian ramp shall be colored concrete.

Contractor shall offset the existing face of curb in sufficient locations prior to the removal of the pedestrian ramp to ensure the face of curb is reconstructed to the correct radius.

Pedestrian ramps shall include the entire G-2 curb & gutter adjacent to the ramp from PCR to PCR (entire curve length) or as shown on plans. Pedestrian ramps shall be per the SDRSD No. G-27 – Type A or Type B, unless otherwise noted in Contract Exhibits or approved by the City. The spandrel triangle transition from the ramp to the cross gutter is considered part of the pedestrian ramp for this project as shown on the plans on the south side at Carlton Oaks Dr at Fanita Pkwy. For the Type B ramp along straight sections of curb and gutter, the limits of curb and gutter shall extend 20' beyond the top of wing on each side or as shown on the plans.

Neat pouring method will not be allowed for the installation of the curb and/or gutter. The Contractor shall always remove an 18" slot in the asphalt in order to provide forms and to repave the slot patch correctly. The contractor shall restore

the asphalt along the curb or gutter per City of Santee Public Works standard drawing PW-03.

The center of all pedestrian ramps shall be marked in the field by the City. Contractor shall coordinate with the City inspector or Engineer at least 48 hours in advance of concrete removal.

Dowel sleeves shall be installed at pedestrian ramps which meet or adjoin a concrete structure, such as a curb inlet.

Temporary pedestrian ramps may be required as directed by the City during excavation and construction of existing pedestrian ramps to provide access to pedestrians.

Expansion felt shall be used at each of the PCR's of the pedestrian ramp. Expansion felt shall be used at concrete structures and between all private improvements such as retaining walls, concrete walkways, etc. Expansion felt shall be a single continuous piece, not multiple pieces. Expansion felt shall be secured prior to placement of concrete to ensure flush contact with the existing concrete.

**e) Driveways**

Concrete for driveways shall be 560-C-3250.

Driveways which are to be removed and replaced in commercial areas shall be 7-1/2-inches thick. Commercial concrete driveways shall contain No. 4 reinforcing steel bars placed at 16-inches on center both ways and shall be doweled & epoxy bonded 6" deep into adjacent concrete.

Commercial concrete driveways shall be in accordance with City of Santee Standard Drawing PW-38.

Expansion felt shall be used at the right-of-way. Expansion felt shall be a single continuous piece, not multiple pieces. Expansion felt shall be secured prior to placement of concrete to ensure flush contact with the existing concrete.

All costs associated with the above requirements (a-e) shall be included in applicable bid items.

**303-5.1.4 Access**

ADD the following subsection:

Areas of concrete that have been removed for concrete replacement/construction, including pedestrian ramps, shall not remain as an open excavation for more than 3 working days or remain open over a weekend or a City observed holiday. Delineators and construction fence shall be used to secure any open excavations at the end of each day and once concrete is poured and through the curing period.

Concrete shall be poured within 3 days after the demolition of concrete. "Sidewalk Closed" signs shall be placed to divert pedestrian traffic around the construction area during sidewalk and/or pedestrian ramp replacement.

At major street intersections, no more than 2 pedestrian ramps shall be removed at a time unless approved by the Engineer.

New pedestrian ramps shall be open for pedestrian traffic, including placement of cold mix or asphalt concrete within the area of removed asphalt at the pedestrian ramp prior to the removal of additional pedestrian ramps in the immediate vicinity of newly constructed pedestrian ramps.

All sidewalks and pedestrian ramps shall be available for pedestrian traffic during weekends and holidays. Sidewalks or pedestrian ramps that are poured on a Friday shall have the delineators, barricades, caution tape, etc. modified by the Contractor on the following Saturday morning to allow the use by pedestrians.

The Contractor shall install plastic caps over all exposed metal stakes at the end of each work day.

#### **303-5.1.5 Reinforcement**

ADD the following subsection:

Dowel sleeve reinforcement shall conform to Section 201-2.5.

Dowels reinforcement shall be placed every 24-inches along concrete walkways or driveways which are poured in two (2) separate phases to ensure a tight bond between adjoining concrete surfaces. Dowels shall conform to Section 201-2.5.

Dowels reinforcement shall be placed every 18" between the existing sidewalk and pads that are installed at the back of the sidewalk. A minimum of 2 dowels shall be installed at all locations.

#### **303-5.2 Forms**

##### **303-5.2.1 Standard Forms**

ADD the following:

Concrete work performed without the use of forms shall be rejected. "Neat Pouring" or placement of concrete against an existing surface such as asphalt concrete is not permitted. Forms for curved concrete shall be not less than 3/4 inches thick unless otherwise approved by the Engineer.

The Contractor shall install plastic caps over all exposed metal stakes at the end of each work day.

### **303-5.4 Joints**

#### **303-5.4.2 Expansion Joints**

ADD the following:

Expansion joints shall be placed to the locations identified by the City, the San Diego Regional Standard Drawings, as indicated on the plans/exhibits or as directed by the City.

#### **303-5.4.3 Weakened Plane Joints**

ADD the following:

Weakened plane joints shall be placed to the locations indicated on the plans or as required on the specified standard drawing details.

Delete subsection c) Plastic Control Joint.

### **303-5.6 Curing**

ADD the following:

During the curing process, steel plates shall be used to provide access across cross gutters and driveways for a period of 7 days at the discretion of the City and shall be included in the applicable bid items.

All asphalt areas that are removed to permit construction of concrete related items of work shall be backfilled with cold mix the day after forms have been removed. Within 7 days of cold mix being placed, cold mix shall be removed and final asphalt placed according to Section 303-5.1.1.

### **303-5.8 Backfilling and Cleanup**

ADD the following:

All backfill behind completed concrete items of work shall be completed within 7 days of placement of concrete. Backfill shall be properly compacted to 90% relative compaction. Rocks within the backfill shall be equally dispersed and the top 2" of soil shall be free of rocks larger than 3" in diameter.

### **303-5.9 Measurement and Payment**

ADD the following:

Payment for "**Concrete Sidewalk and Pads**" shall be measured and paid for on a square foot basis and shall include full compensation for furnishing all labor, materials, tools, equipment, including but not limited to; saw cutting, removal & disposal of existing materials, forming, dowels, compaction, concrete and all related incidentals required to complete the work in place. Payment shall also include the adjustment of existing boxes, trimming or cutting of landscaping, repair or replacement of landscaping, irrigation, brick pavers or other private improvements adjacent to the work.

Payment for “**Pedestrian Ramp**” shall be measured and paid for on an each basis as identified on the Bid Schedule and Contract Exhibits and shall include full compensation for furnishing all labor, materials, tools, equipment, including but not limited to; saw cutting, removal & disposal of materials from PCR to PCR, forming, compaction, concrete (regardless of color), adjacent asphalt paving, truncated domes, dowels curbs, excavation and placement of street sign sleeves and all related incidentals required to complete the work in place as shown in the SDRSD’s. Contractor shall note the limits of what is considered part of the pedestrian ramp in Section 303-5.1.1 (d) which includes curb and gutter from PCR to PCR along with the transition from the ramp to the cross gutter or as shown on plans. Payment shall also include the adjustment of existing boxes, trimming or cutting of landscaping, repair or replacement of landscaping, irrigation, brick pavers or other private improvements adjacent to the work.

### **303-7 COLORED CONCRETE**

#### **303-7.1 General**

ADD the following:

Colored concrete shall be produced by Method B.

#### **303-7.2 Method A (Dry Shake)**

DELETE in its entirety and SUBSTITUTE with the following:

Method A (Dry Shake) is not permitted.

#### **303-7.5 Test Panel**

ADD the following subsection:

The test section shall be a minimum of 25 square feet. Test panel shall be installed for approval by the Engineer not less than 5 days prior to the scheduled placement of colored concrete. Test panel will be reviewed to verify the concrete color to match surrounding colored concrete. Contractor shall remove and dispose of test panel once reviewed by the Engineer.

#### **303-7.6 Measurement and Payment**

ADD the following subsection:

Payment for “**Colored Concrete Sidewalk**” shall be included with the cost of the colored concrete in the “**Pedestrian Ramps**” were applicable and shall include full compensation for furnishing all labor, materials, equipment, tools and incidentals necessary including but not limited to; removal & disposal of existing materials, saw cutting, compaction, concrete, forming, rebar dowels, test panels, colored concrete, removal and disposal of test panel and all related incidentals required to complete the work in place. Payment shall also include the adjustment of existing boxes, trimming or cutting of landscaping, repair or replacement of landscaping, irrigation, brick pavers or other private improvements adjacent to the work.

### **303-8 PERVIOUS CONCRETE**

**303-8.1 General**  
ADD the following:

Pervious concrete shall conform to 201-1.1.6. Pervious concrete shall be constructed to a minimum of six inches (6") thick.

**303-8.2 Test Section**  
DELETE in its entirety and SUBSTITUTE with the following:

The Contractor shall construct a test section using the same equipment and placing crew as it proposes to use for the remainder of the pervious concrete work. The test section shall be a minimum of 100 square feet. Contractor shall be responsible to remove and dispose of the test section.

**303-8.3 Subgrade**  
ADD the following:

Subgrade shall be compacted to a relative compaction of 95%. Pervious concrete shall be placed over an 18" thick section of washed permeable base with layer of filter fabric between the subgrade and permeable base layer. Permeable base shall conform to Section 200-2.9, Class 2 Permeable Base. Filter fabric shall conform to Section 213-5 shall be placed over existing subgrade prior to placement of sand, permeable base and pervious concrete. The subgrade shall not be treated or stabilized with Portland cement or lime.

**303-8.6 Joints**

**303-8.6.1 Weakened-Plane Joints**

**303-8.6.1.1 General**  
ADD the following:

Weakened-plane joints shall be placed as shown on the plans to a depth to not less than ¼ of the concrete thickness or a minimum of 1-1/2 inches. Expansion joints shall be placed in equal lengths not exceeding thirty two feet (32') to match an equivalent spacing of weakened plane joints. Joints shall be placed whenever possible to match curb joints or existing joints as approved by the Engineer. Contractor shall obtain approval of joint layout prior to the placement of the pervious concrete.

## **SECTION 306 - OPEN TRENCH CONDUIT CONSTRUCTION**

**306-12 BACKFILL**

**306-12.4 Jetted Trench Backfill**

**306-12.4.1 General**  
DELETE in its entirety and SUBSTITUTE with the following:

Jetted backfill will not be permitted.

#### **306-12.4.2    Compaction Requirements**

DELETE in its entirety and SUBSTITUTE with the following:

Jettted backfill will not be permitted.

#### **306-13        TRENCH RESURFACING**

##### **306-13.2      Permanent Resurfacing**

ADD the following:

Trench resurfacing shall be performed in accordance to the City of Santee Trench Resurfacing Details. Cold milling for permanent resurfacing shall be performed in accordance to Section 404-1.

##### **306-13.4      Base Course for Asphalt Concrete Placement**

DELETE in its entirety and SUBSTITUTE with the following:

Base course shall be Type C2 gradation for pavement sections 3-inches thick or less in total. Base Course shall be Type B gradation for pavement sections greater than 3-inches in total.

##### **306-13.5      Finish Course for Asphalt Concrete Placement**

DELETE in its entirety and SUBSTITUTE with the following:

Asphalt concrete for finish course shall match the existing asphalt concrete in accordance to Section 203-6 for Asphalt Concrete, Section 203-11 for Asphalt Rubber Hot Mix (ARHM), and Section 203-14 for Tire Rubber Modified Asphalt Concrete (TRMAC).

Finish Course shall be a minimum thickness of 1.5-inches for residential streets and shall be a minimum of 2-inches thick for all other streets. The finish course shall be placed with a paving machine unless otherwise approved by the Engineer.

##### **306-13.6      Density and Smoothness**

DELETE in its entirety and SUBSTITUTE with the following:

Compaction of the finish course shall be completed with a self-propelled steel wheel roller conforming to the PLI (n/mm) requirement specified in Section 302-5.6.

##### **306-13.7      Concrete Resurfacing**

ADD the following:

Replacement of PCC pavement shall be made at a minimum width of 4 feet. When the edge of trench lies within 6 feet of an existing joint or gutter line, the trench shall be resurfaced to the existing joint or gutter line. For individual excavations or boreholes the minimum restoration size shall be 4'x4'.

##### **306-15.9      Temporary Resurfacing**

DELETE in its entirety and SUBSTITUTE with the following:

Payment for temporary resurfacing shall be included in the unit price bid for the items of work requiring the placement of temporary resurfacing.

## **SECTION 314 - TRAFFIC STRIPING, CURB AND PAVEMENT MARKINGS, AND PAVEMENT MARKERS**

### **314-1 GENERAL**

ADD the following:

All striping shall be placed between seven (7) and fourteen (14) calendar days after the placement of asphalt concrete overlay or slurry seal for each street.

### **314-2 REMOVAL OF TRAFFIC STRIPING AND CURB AND PAVEMENT MARKINGS**

#### **314-2.1 General**

DELETE in its entirety and SUBSTITUTE with the following:

The Contractor shall remove existing traffic striping, pavement markings, pavement markers, and curb markings by wet or dry sandblasting or by metal bead blasting. Water blasting may be used if Contractor can demonstrate that the method does not damage the pavement, its operations can be completed in compliance with storm water regulations and is further approved by the Engineer. Water blasting is not permitted for use on gap-graded, open-graded or rubberized asphalt pavements. The Contractor may use a mechanical orbital grinder on thermoplastic or thick paint striping only when approved by the Engineer. Contractor shall take special care not to damage the pavement during the striping removal operations.

The Contractor shall remove all paint and thermoplastic striping, legends, markings, etc prior to the placement of asphalt overlay, ARAM or slurry seal.

Temporary tabs shall be placed in accordance to Section 314-6 once striping is removed. Contractor shall maintain temporary tabs until final striping has occurred.

The Contractor shall be responsible to identify all locations and limits of striping prior to striping removal.

All adhesives for pavement markers shall be removed from the roadway surface.

Conflicting striping including pavement markings and pavement markers shall be removed before the application of temporary or permanent striping, markings, markers and/or curb markings.

Temporary pavement markers, "Temporary Tabs", shall be placed for all crosswalks, stop bars and lane lines.

### **314-2.2 Measurement**

DELETE in its entirety and SUBSTITUTE with the following:

Removal of traffic striping and pavement markings and curb markings will be measured and paid for on a lump sum basis with **“Striping”**.

### **314-2.3 Payment**

DELETE in its entirety and SUBSTITUTE with the following:

Payment for **“Striping Removal”** shall be included with **“Striping”** and shall include full compensation for furnishing all labor, materials, tools, equipment, including but not limited to; removal and disposal of, pavement markings, markers, reflective pavement markers, pavement legends, vacuuming or sweeping up residue and all work required to perform the work complete and in place.

## **314-4 APPLICATION OF TRAFFIC STRIPING AND CURB AND PAVEMENT MARKINGS**

### **314-4.2 Control of Alignment and Layout**

#### **314-4.2.1 General**

ADD the following:

New traffic striping and marking layout shall be approved by the City Traffic Engineer or designee prior to installation of striping.

All median noses at all intersections shall be repainted. All costs associated with painting the median noses shall be included in the unit price bid for **“Striping”**.

Striping shall not be placed on valve covers, manholes or other at-grade utility covers.

All temporary tabs that are more than 6” from the location of striping layout shall be removed and placed at the location of the striping layout. This includes all striping; street centerline, median striping, lane lines, crosswalks, etc.

#### **314-4.2.2 Payment**

ADD the following subsection:

All layout costs associated with striping shall be included in the unit price bid for **“Striping”**.

### **314-4.3 Painted Traffic Striping and Curb and Pavement Markings**

#### **314-4.3.6 Measurement**

DELETE this subsection:

#### **314-4.3.7 Payment**

DELETE in its entirety and SUBSTITUTE with the following:

The unit price bid shall include surface preparation, alignment, application, labor, materials, equipment and incidentals as specified in these specifications. Payment for traffic striping in paint shall be included in the unit price bid for **“Striping”**.

Payment for **“Repaint Curb** shall included with **“Striping”** and shall include full compensation for furnishing all labor, materials, tools, equipment, including but not limited to; preparation of existing surfaces (unless otherwise directed by the Engineer), application and all related incidentals necessary to complete the work as identified in the Contract Exhibits.

#### **314-4.4 Thermoplastic Traffic Striping and Pavement Markings**

##### **314-4.4.4 Application**

To paragraph (3), DELETE in its entirety and SUBSTITUTE with the following:

Unless otherwise specified in the special provisions, thermoplastic material for traffic striping shall be applied at a minimum thickness of 60 mils for extruded thermoplastic. Thermoplastic material for pavement markings shall be applied at a thickness of 100 to 150 mils. The Engineer may take several sample measurements at random locations throughout the project. If any of the locations do not meet the minimum thickness requirement, the Engineer may reject any or all of the striping and require the Contractor to restripe any or all the striping again at the Contractor's expense.

##### **314-4.4.5 Measurement**

DELETE this subsection:

##### **314-4.4.6 Payment**

DELETE in its entirety and SUBSTITUTE with the following:

Payment for **“Striping”** shall be measured and paid for on a lump sum basis and shall include full compensation for furnishing all labor, materials, tools, equipment, including but not limited to; preparation of existing surfaces (unless otherwise directed by the Engineer), layout and alignment, application, installation of RPMs, and all related incidentals necessary to complete the work.

#### **314-5 PAVEMENT MARKERS**

##### **314-5.4 Placement**

ADD the following:

Blue retroreflective markers shall be placed opposite all fire hydrants 6” from the centerline of the street towards the direction of the fire hydrant.

##### **314-5.6 Measurement**

DELETE in its entirety and SUBSTITUTE with the following:

Retroreflective and non-retroreflective pavement markers will be measured on a lump sum basis.

**314-5.7      Payment**

DELETE in its entirety and SUBSTITUTE with the following:

Payment for all pavement markers shall be included in the unit price bid for **“Striping”**.

**314-6      TEMPORARY STRIPING AND MARKERS**

ADD the following subsection:

**314-6.1      General**

Temporary markers, “Temporary Tabs”, shall be placed and maintained by the Contractor for all striping, including stop bars and crosswalks for the entire period from which striping is removed until the final placement of striping. Temporary markers shall contain 2-way clear retroreflective for all yellow striping lines and one-way clear retroreflective markers for all white striping lines. Temporary markers shall be removed prior to the placement of asphalt paving and surface seals and upon final completion of all striping. Complete removal of the entire temporary marker shall be achieved prior to placement of asphalt paving and surface seals. Cutting of the top portion of the temporary markers is not permitted.

**314-6.2      Measurement and Payment**

Payment for **“Temporary Striping and Markers”** shall be included in the unit price bid for **“Striping”**.

**314-7      TRAFFIC SIGNS**

ADD the following subsection:

**314.7.1      General**

Signs shall be installed in accordance with the California MUTCD and Sheet M-45 of the San Diego Regional Standard Drawings. All materials for sign, post, and mounting hardware shall be new and in accordance to Section 206-11.

Signs that are installed on existing streetlight poles shall use banded stainless steel straps and stainless steel hardware.

Signs to be installed in concrete pavement shall have the existing concrete cored 3-inched in diameter to provide a neat clean appearance. Upon placement of post, the void between the post and existing concrete shall be filled with concrete to a depth matching the existing concrete.

Below grade section of sign post shall be wrapped twice with 20mil PVC tape prior to sign placement to prevent soil/concrete from contaminating the removable sign base foundation. Any exposed above graded tape shall be removed.

Contractor shall mark out sign locations for approval by the Engineer prior to installation.

## **PART 4 EXISTING IMPROVEMENTS**

Is amended as follows:

### **SECTION 400 – PROTECTION AND RESTORATION**

Is amended as follows:

#### **400-1 GENERAL**

DELETE in its entirety and SUBSTITUTE with the following:

The Contractor shall be responsible to protect all existing public and private facilities during the Work. Any damaged striping or reflective pavement markers from tracking or equipment shall be replaced. The Contractor shall replace all damaged improvements. All grass turf damaged as a result of the work shall be repaired with sod turf matching the existing grass type. Contractor shall repair/replace any and all damaged private improvements at their expense.

The Contractor shall cover existing manholes, valve covers, vault lids, and grates to protect them from asphalt concrete, tack coating, seal coatings, Portland cement concrete and striping from being placed on.

The Contractor shall be responsible to coordinate with private property owners to obtain written permission to perform work on private property and to discuss foreseeable damages and repairs to their property.

#### **401-1.1 Video Recording of Existing Conditions**

ADD the following subsection:

The Contractor shall document any existing site conditions which are within the limits of the project and adjacent to the project by video recording the project site in advance of the work. Contractor shall submit the DVD recording to the Engineer no later than 5 working days after the Notice to Proceed. The Contractor shall obtain written permission from private property owners prior to video recording on private property.

Examples of the items to be recorded are including but not limited to:

1. Property markers
2. Rights-of-way and easement conditions
3. Utility markings
4. Survey conditions
5. Pavement conditions
6. Location and condition of existing pavement striping, markings and markers
7. Adjacent property conditions
8. Curbs, gutters, sidewalk and median conditions
9. Fencing and landscape conditions
10. Street lights and traffic signals components
11. Building facilities
12. Safety conditions
13. Unusual conditions or equipment

#### **400-1.2 Payment for Planned or Foreseeable Damages**

ADD the following subsection:

The Contractor shall include payment for the restoration of existing improvements that may be damaged as a part of the Work in the items of Work which cause the damages to the existing improvements.

#### **400-2 PERMANENT SURVEY MARKERS**

DELETE in its entirety and SUBSTITUTE with the following:

The Contractor shall take necessary measures to ensure the preservation of survey monuments and bench marks. The Contractor shall not disturb permanent survey monuments without the consent of the Engineer, and shall bear the expense of replacing any that may be disturbed. Surveying and replacement shall be done only by a licensed Land Surveyor or a Civil Engineer qualified to practice Land Surveying. The Contractor shall file a corner record referencing survey monuments subject to disturbance in the Office of the County Surveyor at the completion of construction for the replacement of survey monuments. No additional compensation will be allowed for the resetting of disturbed survey monuments.

Property markers that will be removed as part of the work shall be replaced by a licensed Land Surveyor or a Civil Engineer qualified to practice Land Surveying. A list of property markers are identified in the Contract Exhibits. It is the Contractors responsibility to ensure all property markers that will be removed will be reset. The contractor shall assume that a property marker exists at all property corners unless otherwise shown in the contract documents and at the terminus of all property lines along arc's or radii.

#### **400-3 PAYMENT**

ADD the following subsection:

Payment for “**Reset Property Marker**” shall be included with the price for Sidewalk, Curb and Gutter or Pedestrian Ramp. Unit price bid shall include full compensation for furnishing all labor, materials, tools, equipment, surveying, installation of property markers, filing of a corner record and all related incidentals required to complete the work in place.

### **SECTION 401 – REMOVAL**

Is amended as follows:

#### **401-1 GENERAL**

ADD the following:

No surplus material shall be disposed of within the right-of-way. The Contractor shall make arrangements to dispose of all surplus material off site and shall make every attempt to recycle the material and avoid dumping the material in a landfill. Upon request of the City, the Contractor shall show written documentation of the material disposal quantity and location.

**401-2 ASPHALT CONCRETE PAVEMENT**

To paragraph (1), sentence (1), DELETE in its entirety and SUBSTITUTE with the following:

Bituminous pavement shall be removed along saw cut lines or by cold milling resulting in clean, straight lines.

**401-3 CONCRETE AND MASONRY IMPROVEMENTS**

**401-3.2 Concrete Curb, Walk, Gutters, Cross Gutters, Curb Ramps, Driveways, and Alley Intersections**

To paragraph (1), sentence (1), DELETE in its entirety and SUBSTITUTE with the following:

Concrete shall be neatly sawcut and removed along existing control joints or expansion joints unless otherwise approved. Any adjacent concrete not required to be removed which become damaged during construction by the Contractor shall be replaced to the nearest control joint or expansion joint at the Contractor's expense.

**401-7 PAYMENT**

ADD the following:

Payment for removal of bituminous pavement, concrete and masonry improvements shall be included in the unit price bid for the major items of work unless as specific bid item is otherwise provided in the Bid Proposal and no additional payment shall be made.

**SECTION 402 – UTILITIES**

Is amended as follows:

**402-1 LOCATION**

**402-1.1 General**

ADD the following:

The Contractor shall notify the Underground Service Alert of Southern California at least two (2) working days prior to any excavation by dialing 811. The area to be excavated shall be clearly marked in white paint and delineated with "USA" and "Contractors Name".

All utility crossings shall be potholed two (2) weeks prior to construction to determine if any conflicting conditions exist. The Contractor shall provide the City with all elevations of existing utilities at their respective crossings and the depth from existing finish grade.

Potholing is required to prevent any potential delays to the project prior to the Contractor mobilizing on the project. All costs associated with potholing shall be included in the major items of work.

**402-1.1.1 Private Property Location**

ADD the following subsection:

The Underground Service Alert of Southern California does not locate underground utilities on private property or on City owned properties, therefore the Contractor shall obtain 3<sup>rd</sup> party utility location services in order to identify any onsite electrical, communication, water, sewer, or irrigation facilities within the project area prior to any excavations. The City will provide the as-built drawings for City owned properties to the 3<sup>rd</sup> party location service firm and be available for an onsite meeting to answer any question and to provide access to facility utility boxes or utility rooms where applicable. The cost of the 3<sup>rd</sup> party utility location service shall be included in the applicable bid item necessitating private utility locating.

#### **402-1.1.2 Placement and Removal of Mark-Outs**

ADD the following subsection:

Mark-outs shall refer to all temporary marking or painting of the ground, pavement, or sidewalk by the facility or utility owner or its representative for the Contractors convenience.

Mark-outs shall not be placed in the public right-of-way more than 30 days prior to the commencement of excavations. No paint or markings of any kind shall be placed on existing facilities or any other removable item within the right-of-way without approval from the Engineer. This includes but not limited to; manhole covers, valve lids, catch basins, grates, street light poles, signs, traffic signal poles, truncated domes and other similar items.

All markings for utility and underground mark-outs shall be placed with removable paint or marking chalk in order to allow for a complete removal of all markings at the end the project to provide a neat and clean appearance. All markings shall be removed by the end of the project to the satisfaction of the Engineer. The Contractor shall be responsible to notify the utility and underground agencies of this requirement when requesting mark-outs for the project area.

The Contractor shall "black-out" utility and underground markings on asphalt concrete pavement with a traffic grade paint approved for use by the Engineer, which closely matches the existing asphalt pavements surface color in a flat sheen type of marking paint. Any letters or words shall be blacked out entirely in the shape of a box and not by means of blacking out the letters resulting in the letters being visible in black paint. All mark-outs on concrete shall be removed by pressure washing or other method as approved by the Engineer without damaging the concrete surface or stripping aggregates from the surface. Discharge water and residue shall be vacuumed and not be allowed to enter any drainage system or drainage course. BMP's shall be in place to prevent residual water and residue from entering a drainage system or drainage course.

#### **402-1.2 Payment**

DELETE in its entirety and SUBSTITUTE with the following:

Payment for utility location and potholing shall be included in the unit price bid for the items of work requiring utility location or potholing. The unit price bid shall include all costs associated with removal of mark-outs.

#### **402-5 DELAYS DUE TO UTILITY CONFLICTS**

To paragraph (3), DELETE in its entirety and SUBSTITUTE with the following:

The Contractor will be given a non-compensable time extension for unforeseen delays attributable to utility conflicts discovered during potholing that would require relocations of existing utilities and or redesign of utilities as shown on the plans.

#### **402-7 COORDINATION**

ADD the following subsection:

##### **402-7.1 General**

The Contractor shall coordinate their work with all respective utility agencies. The Contractor is made aware that multiple street resurfacing contracts may be under construction during this contract in the same area. The Contractor shall plan and schedule work as to limit impacts to residents. The Contractor shall immediately notify utility agencies when an existing utility is damaged by the Contractors operation or found to be damaged during the course of the work. The following utilities and their respective owners are listed below:

##### Facility Type:

Communications  
Communications  
Electric  
Natural Gas  
Sewer  
Storm Drain  
Traffic Signals  
Water Service (Potable)  
Water Service (Recycled Irrigation)  
Water Transmission (Potable)  
Water Transmission (Potable)

##### Utility Owner:

AT&T  
Cox Communications  
San Diego Gas and Electric  
San Diego Gas and Electric  
Padre Dam Municipal Water District  
City of Santee  
City of Santee  
Padre Dam Municipal Water District  
Padre Dam Municipal Water District  
Helix Water District  
City of San Diego

##### **402-7.2 Utility Contacts**

Utility Agency Business Contacts, Non-Emergency:

AT&T	(800) 422-4133
City of Santee	(619) 258-4100 x 167
Cox Communications	(619) 263-5793
Helix Water District	(619) 596-3860
Padre Dam Municipal Water District	(619) 258-4600
San Diego Gas & Electric	(800) 336-7343
Helix Water District	(619) 466-0585
City of San Diego	(619) 515-3525

Utility Agency Emergency Contacts:

AT&T	(800) 332-1321
City of Santee Duty Pager	(619) 926-1298
Cox Communications	(619) 263-1032
Padre Dam Municipal Water District	(619) 448-3111
San Diego Gas & Electric	(800) 611-7343
Helix Water District	(619) 466-0585
City of San Diego	(619) 515-3525

## **SECTION 404 – COLD MILLING**

Is amended as follows:

### **404-1 GENERAL**

ADD the following:

Cold Milling shall be 90 degrees or be trimmed to ensure 90 degree angles by milling perpendicular to the cut on all sides of the cold milled area. The Contractor shall perform cold milling to a width as indicated on the Bid Schedule along the lip of existing gutters for all edge grind operations. Construction equipment with a small front end cold milling attachment must be on site to ensure all edges cold milling are at 90 degree angles.

Asphalt concrete cold milling material shall be picked up and hauled off-site by the Contractor to a verified facility for recycling. Any cold milling material containing any combination of dirt, aggregate base, pavement fabric and asphalt concrete shall be disposed of to a landfill. Immediately following the cold milling operations, the street shall be swept clean by a mechanically driven sweeper such that no loose material is left. Sweeping shall be performed by a mechanically driven street sweeper with a self-contained material storage hopper and have the ability to spray water to reduce dust. A skid steer sweeper does not meet this specification as the sole street sweeper, however may be utilized in addition to a street sweeper.

Cold milling sections for asphalt patching, edge grinding and header cuts may contain a combination of asphalt concrete, aggregate base material and/or dirt due to varying thickness sections of asphalt pavement.

Temporary hot mix or cold mix transition ramps shall be placed at all cold milled vertical edges at cross gutters and driveways greater than 1 ½-inches in height that will remain overnight. Temporary transition ramps shall be removed prior to placement of the final asphalt overlay. All costs associated with transition ramps shall be included in applicable bid items.

Streets to receive an asphalt overlay shall be resurfaced within 48 hours of cold milling.

Sidewalks, gutters and streets must be swept at the end of each day from all cold milling material and other construction debris.

### **404-12 PAYMENT**

AMEND as follows:

Unit price bid for cold milling operations shall include full compensation for furnishing all labor, materials, tools, equipment, milling, trimming cuts, removal, disposal, sweeping, and all related and appurtenant work. Unit price shall also include all labor and materials to remove existing asphalt and/or concrete around manholes, valves and other surface improvements (driveways, gutters, cross gutters, etc...) to provide a neat clean surface.

Payment for cold milling required under Section 306-13 "Trench Resurfacing" shall be included as noted in Section 306-15.

## **PART 6 - TEMPORARY TRAFFIC CONTROL**

Is amended as follows:

### **SECTION 600 - ACCESS**

#### **600-1 GENERAL**

#### **600-2 VEHICLE ACCESS**

##### **600-2.1 General**

ADD the following subsection:

During any and all aspects related to the work, the Contractor shall maintain at least one lane of through traffic in each direction. Where feasible, at least one driveway shall remain open to all commercial properties. When roadway surfaces are removed in excess of 1-1/2-inches, driveways shall be ramped to provide access at the end of each day and the cost of ramping shall be included in the unit price bid for "**Traffic Control**".

When construction related equipment or construction vehicles hinder 2-way vehicular traffic, reduce sight distance or as requested by the City, flaggers will be required to ensure vehicular access is safe near the construction work. Flaggers shall be used during the work that requires flaggers and shall remain until the obstruction has been removed. The cost of flaggers shall be included in the unit price bid for "**Traffic Control**".

##### **600-2.2 Payment**

ADD the following subsection:

Payment for Vehicular Access shall be included in the lump sum price bid for "**Traffic Control**" and shall include all labor, equipment, materials, tools and incidentals necessary to perform the work.

#### **600-3 PEDESTRIAN ACCESS**

##### **600-3.1 General**

ADD the following subsection:

When the work area encroaches upon a sidewalk, walkway, pedestrian ramp or crosswalk area, special consideration must be given to the pedestrian's safety. Pedestrians must be separated from the work area and protective barricades, fencing, handrails and bridges,

together with warning and guidance devices must be used to define the passageway. Pedestrian walkways shall be maintained at least four (4) feet in width with a minimum vertical clearance to any obstruction within the walkway of seven (7) feet. One side of the street shall be maintained for pedestrian access. At no time shall pedestrians be diverted into a portion of the street without a physical barrier being provided, and in those areas where material can fall, the walkway shall be covered. Appropriate signs and warning must be installed at the construction limits in advance of any crosswalk or pedestrian walkway that will be closed or detoured. The pedestrian walkways must be approved prior to installation by the Engineer.

A flagger shall be provided at any Work site adjacent to schools or their designated crossings during the morning and afternoon school access periods.

#### **600-3.2      Payment**

ADD the following subsection:

Payment for Pedestrian Access shall be included in the lump sum price bid for “**Traffic Control**” and shall include all labor, equipment, materials, tools and incidentals necessary to perform the work.

### **SECTION 601 – TEMPORARY TRAFFIC CONTROL FOR CONSTRUCTION AND MAINTENANCE WORK ZONES**

#### **601-1      GENERAL**

Add the following:

The Contractor shall remove all traffic control devices from the roadway when not in use. The Contractor shall also ensure that all traffic control devices have been removed from the roadway and are not left overnight unless they are in used to protect the work area as approved by the Traffic Control Plan or approved by the City.

#### **601-1.1      Encroachment Permit**

ADD the following subsection:

No work is permitted in the public roadways without an approved Encroachment Permit and approved traffic control plans. Contractor may obtain the Encroachment Permit application and City of Santee standard traffic control plan sheets for the preparation of traffic control plans at the Engineering Department, Building 4, 10601 Magnolia Avenue, Santee, CA, 92071.

#### **601-1.2      Traffic Control Work Hours**

ADD the following subsection:

Work requiring traffic control will be permitted only during the work hours listed below unless otherwise noted or approved by the Engineer. The Contractor may be charged in accordance with Section 6-1.5 for any work conducted outside of the working hours listed below:

Residential Streets:

Monday through Friday, 8:00 a.m. to 4:30 p.m.

Collector and Major Streets:

Monday through Friday, 8:30 a.m. to 3:30 p.m. unless otherwise noted:

Cuyamaca Street  
Cuyamaca Street (Prospect Avenue to Town Center Parkway) \*  
El Nopal Drive (East of Magnolia Avenue)  
Carlton Hills Boulevard  
Carlton Oaks Drive  
Fanita Drive  
Fanita Parkway  
Graves Avenue  
Magnolia Avenue  
Magnolia Avenue (Prospect Avenue to Mission Gorge Road) \*  
Mast Boulevard  
Mission Gorge Road (West end to east of SR 52 off-ramp)  
Olive Lane  
Prospect Avenue  
Riverview Parkway  
Town Center Parkway  
Woodside Avenue  
Woodside Avenue North

\*Night work only, Sunday night – Friday morning 9:00 p.m. to 6:00 a.m.

Arterial Streets:

Monday through Friday, 8:30 a.m. to 3:30 p.m. unless otherwise noted:

Mission Gorge Road (East of Cuyamaca Street)  
Mission Gorge Road (Cuyamaca Street to SR 52 off-ramp) \*

\*Night work only, Sunday night – Friday morning 9:00 p.m. to 6:00 a.m.

Other:

Work hours for sites adjacent to or within 500' of schools are to be determined by the City Traffic Engineer upon evaluation of school hours and current traffic volumes.

Intersection Shutdown:

In order to replace the traffic signal cabinet, the traffic signal will be required to be turned off and the signal indications will be dark. The following are the work hours for the intersections to be dark:

Monday through Friday, 8:30 a.m. to 4:30 p.m. unless otherwise noted:

- Carlton Oaks Dr at Pebble Beach Dr
- Carlton Oaks Dr at Fanita Pkwy
- Prospect Ave at Olive Ln

Night work only, Monday night – Friday morning 9:00 p.m. to 6:00 a.m.

- Carlton Hills Blvd at Willowgrove Ave
- Carlton Hills Blvd at Carlton Oaks Dr
- Carlton Hills Blvd at Stoyer Dr
- Prospect Ave at Fanita Dr
- Prospect Ave at Ellsworth Ln
- Prospect Ave at Atlas View Dr
- Woodside Ave at Davidann Rd

**Schools located within the City of Santee:**

Alternative School at Cajon Park School

10250 El Nopal, Santee, CA 92071

School class hours, Monday-Friday, Monday-Friday, 7:45 am - 2:01 pm

Cajon Park School

10300 Magnolia Avenue, Santee, CA 92071

School class hours, Monday-Friday, 7:45 am - 2:01 pm

Carlton Hills School

9353 Pike Road, Santee, CA 92071

School class hours, Monday-Friday, 7:30 am - 2:01 pm

Carlton Oaks School

9353 Wethersfield Road, Santee, CA 92071

School class hours, Monday-Friday, 8:30 am - 2:46 pm

Chet F. Harritt School

8120 Arlette Street, Santee, CA 92071

School class hours, Monday-Friday, 7:30 am - 2:01 pm

Hill Creek School

9665 Jeremy Street, Santee, CA 92071

School class hours, Monday-Friday, 7:45 am - 2:01 pm

Pepper Drive School

1935 Marlinda Way, Santee, CA 92071

School class hours, Monday-Friday, 8:30 am - 2:46 pm

PRIDE Academy at Prospect Avenue School

9303 Prospect Avenue, Santee, CA 92071

School class hours, Monday-Friday, 7:30 am - 2:01 pm

Rio Seco School

9545 Cuyamaca Street, Santee, CA 92071

School class hours, Monday-Friday, 8:30 am - 2:46 pm

Santana High School

9915 Magnolia Avenue, Santee, CA 92071

School class hours, Monday-Friday, 8:30 am – 3:27 pm

Sycamore Canyon School

10201 Settle Road, Santee, CA 92071

School class hours, Monday-Friday, 8:30 am - 2:46 pm

West Hills High School

8756 Mast Boulevard, Santee, CA 92071

School class hours, Monday-Friday, 8:30 am - 3:20 pm

## **601-2 TEMPORARY TRAFFIC CONTROL PLAN (TCP)**

### **601-2.1 General**

DELETE in its entirety and SUBSTITUTE with the following:

The Contractor shall prepare and submit a traffic control plan to the Engineer ten (10) working days for review prior to commencing work on each street. The traffic control plans shall display the name and stamp of a registered Civil Engineer or a registered Traffic Engineer. The traffic control plans shall be prepared on the City's approved title block on 11x17 sheets of paper. No work may be performed in any public right of way without approval from the Director of Engineering or his representative through an encroachment permit. An approved Traffic Control Plan and encroachment permit shall be required for any lane, shoulder or sidewalk closure. The Contractor is responsible to have the traffic control plan on site at all times during the work available for review by the Engineer.

Traffic control required by such work shall be in accordance with the San Diego Area Regional Standard Drawings and the California Manual on Uniform Traffic Control Devices (CA MUTCD). All traffic control devices, apparel worn by personnel and equipment shall be in good repair at all times.

#### **601-2.1.1 Phasing Plan**

ADD the following subsection:

The Contractor shall submit a construction phasing plan to the Engineer for review and approval a minimum of 10 business days prior to any work required on multiple roadways. The construction phasing plan shall take into account resident and commercial parking while each street is under construction. Work shall be phased in a way such that adjacent streets can be utilized to provide adequate means for parking. Depending on access restrictions due to the work, a Detour Plan may be required to provide adequate access in accordance with Section 601-2.1.2.

#### **601-2.1.2 Detour Plan**

ADD the following subsection:

The Contractor shall prepare a detour plan when the work requires vehicles to be directed onto alternate or adjacent streets as required to complete the work. The detour plan shall provide detour signs spaced no greater than 750' increments clearly directing the traffic back to the original street which the detour occurred on. Detour plan shall be submitted

to the City Traffic Engineer for review and approval a minimum of 10 business days prior any scheduled traffic control work requiring the detouring of traffic. Detour plans shall not direct traffic onto private property, private driveways and/or alleys. All appropriate and required signs for the detour shall be shown on the Detour Plan.

#### **601-2.2 Payment**

DELETE in its entirety and SUBSTITUTE with the following:

Payment for the preparation and coordination of Traffic Control Plans, Phasing Plans, and Detour Plans shall be included in the lump sum price bid for **“Traffic Control”** and shall include all labor, equipment, material, tools and incidentals and engineering services necessary to perform the work.

#### **601-3 TEMPORARY TRAFFIC CONTROL (TTC) ZONE DEVICES**

DELETE in its entirety and SUBSTITUTE with the following:

##### **601-3.1 General**

All traffic control devices shall conform to the California MUTCD. The Contractor shall furnish, install, and maintain the traffic control devices as shown on the approved traffic control plans, and any addition traffic control devices as may be required to ensure the safe movement of vehicles, pedestrians, and to provide a safe work area for construction workers. The name of the owner of the traffic control devices shall be clearly noted on each device.

##### **601-3.5 Signs and Signage**

###### **601-3.5.1 General**

DELETE in its entirety and SUBSTITUTE with the following:

Signs at night must be reflectorized with a material that has a smooth, sealed outer surface, or illuminated to show approximately the shape and color. Use internally or externally illuminated signs where there is significant interference from extraneous light sources and reflectorized signs will not be effective. External light sources must be properly aligned and/or shielded to protect drivers from glare. Street lighting is not adequate for sign illumination.

Signs placed on barricades shall be secured to the barricade in order to ensure the sign will remain upright.

Temporary “No Parking-Tow Away Zone” signs shall be installed 72 hours in advance of construction. Implementation shall be in accordance to Section 601-7.3.

###### **601-3.5.2 Payment**

DELETE in its entirety and SUBSTITUTE with the following:

Payment for furnishing, installation, and maintenance of signs and signage shall be included in the lump sum price bid for **“Traffic Control”** and shall include all labor, equipment, materials, tools and incidentals necessary to perform the work.

## **601-3.6 Channelizing Devices**

### **601-3.6.2 Cones, Tubular Markers and Channelizers**

ADD the following:

Cones, tubular markers, and channelizers shall be a minimum of 28 inches in height and shall be retro-reflectorized per CA MUTCD standards.

### **601-3.6.3 Drums**

ADD the following:

Drums shall be a minimum of 36 inches in height and shall be retro-reflectorized per CA MUTCD standards.

### **601-3.6.4 Barricades**

ADD the following:

Barricades used at night time hours must be equipped with flashing lights.

### **601-3.6.7 Payment**

DELETE in its entirety and SUBSTITUTE with the following:

Payment for furnishing, installation, and maintenance of cones, tubular markers, channelizers, drums, and barricades shall be included in the lump sum price bid for “**Traffic Control**” and shall include all labor, equipment, materials, tools and incidentals necessary to perform the work.

## **601-3.7 Traffic Sign Enhancement Devices**

### **601-3.7.5 Portable Changeable Message Signs (PCMS)**

To paragraph (3), DELETE in its entirety and SUBSTITUTE with the following:

All messages displayed on a PCMS shall be preapproved by the Engineer.

### **601-3.7.6 Flashing Arrow Signs**

ADD the following:

Flashing arrow signs shall be Type B or II only and meet CA MUTCD standards.

### **601-3.7.9 Payment**

DELETE in its entirety and SUBSTITUTE with the following:

Payment for the furnishing, installation and maintenance of flags, high-level warning devices, warning lights, flashing directional bars, PCMS, and flashing arrow signs shall be included in the lump sum price bid for “**Traffic Control**” and shall include all labor, equipment, material, tools and incidentals necessary to perform the work.

## **601-4            TEMPORARY TRAFFIC STRIPING AND PAVEMENT MARKINGS**

### **601-4.1        General**

ADD the following:

Temporary pavement markers (temp tabs) shall be flexible, 4-inch-wide by 2-inch-high with a minimum of 1-inch wide adhesive bottom. Temporary pavement markers shall contain 1-way reflective stripe for all white striped lines and 2-way reflective stripe for yellow striped lines. Temporary pavement markers shall match in color (white or yellow) to the type of striping on the roadway.

Payment for placing Temporary Tabs shall be included in the unit price bid for **“Striping”**.

## **601-6            COVERING OF EXISTING TRAFFIC SIGNS AND SIGNAL FACES**

### **601-6.5        Payment**

DELETE in its entirety and SUBSTITUTE with the following:

Payment for covering of existing traffic signs and signal faces shall be included in the lump sum price bid for **“Traffic Control”** and shall include all labor, equipment, material, tools and incidentals necessary to perform the work.

## **601-7            TRAFFIC CONTROL IMPLEMENTATION**

ADD the following subsection:

### **601-7.1        Planning**

All work shall be planned well in advance to keep traffic obstructions, public inconvenience and lost work time to a minimum. The Contractor and any subcontractor which will be installing, maintaining, or implementing traffic control shall visit the job site during the bid period and before starting the Work to consider:

- a) Traffic condition.
- b) Existing traffic controls.
- c) Traffic lane requirements.
- d) Physical features.
- e) Visibility restrictions.
- f) Problems of access to private property.
- g) Business access and activity.
- h) Existing parking requirements,
- i) Proximity to fire stations, police stations, and hospital to maintain emergency vehicle access.
- j) The type, number and location of signs, barricades, lights and other traffic devices for the Work.
- k) Means of mitigating any adverse effect upon the handicapped.

### **601-7.2        Temporary Traffic Lanes**

1. All lane closures and traffic control set up shall occur within the specified work hours as shown on the approved traffic control plans.
2. Temporary control of traffic in work areas requires the provision of adequate street space to accommodate the traffic demands, particularly during peak traffic hours.
3. Additional Temporary traffic lane requirements for construction activities in arterial streets may be specified on the Encroachment Permit, on the Contract Plans, the approved Traffic Control Plans or in the Specifications. These requirements constitute a part of the Work and must be adhered to.
4. Construction activities in major or prime arterial streets shall be planned and scheduled to minimize interference with traffic.
5. All temporary traffic lanes shall be a minimum of ten (10) feet in width unless otherwise authorized.
6. Suitable surfacing must be provided for the temporary traffic lanes in work areas. When traffic is diverted from the existing pavement, temporary asphalt surfacing shall be provided to withstand the traffic and required loading conditions necessary for such work.
7. Construction equipment not actively engaged in the Work and employee vehicles shall not be parked in the vicinity of the Work in such a manner as to further restrict or obstruct traffic flow. Vehicles and equipment in continuous or frequent use may be operated or parked in the same traffic lane as the Work obstruction.
8. The full width of the traveled way shall be open for use by public traffic on Saturdays, Sundays and designated legal holidays and when construction operations are not active.

### **601-7.3 Temporary No Parking**

The Contractor shall place “No Parking–Tow Away Zone” signs along the street 72 hours in advance of the impending work. Signs shall be furnished by the Contractor and shall contain the Contractor’s name, day, date **AND** time of which no parking is in effect. The day **AND** date shall be the actual days of work with a maximum of a 7 day period listed as no parking dates. The Contractor shall remove these signs immediately when they are no longer needed. If the work is delayed or rescheduled, the Contractor shall either remove the signs or re-date the signs if the work will occur within the following five (5) days. If work is delayed for more than five (5) days after the signs were placed, the signs shall be removed and placed back up 72 hours in advance of the revised construction date. This cost shall be included in the unit price bid for the project traffic control.

All signs shall be legible, clear and free of other information that may cause confusion as to the time and days of work. Lettering for the days of work shall be a minimum of 2” in height. Signs shall be spaced 50’ or sufficiently in place to identify all areas of no parking. Each section of curb shall have at least 1 No Parking sign. All signs shall be in good condition and legible by pedestrians and vehicular traffic. Any sign deemed by the City in poor condition shall be removed and replaced by the Contractor.

The Contractor is recommended to photograph or video tape with date stamp and time, all in place no parking signs in the event proof of placement of signs are needed for the Sheriff in order to tow vehicles.

No Parking Signs shall be a minimum of 11”x17” in size.

For business and resident notification, see Section 5-10.2 of these Special Provisions.

#### **601-7.4 Road Closures**

All road closures shall be made with a minimum of three (3) Type I barricades and six (6) cones. Caution tape or similar material shall be attached to the barricades and cones. The center barricade shall have a "Road Closed" and "Wet Oil" sign attached to it. Additional barricades or other traffic control items may be required by the City and shall be installed by the Contractor to ensure the road remains closed to traffic and to protect the work.

Contractor shall have sufficient laborers, detour signs, road closed signs, arrow placards and other signs and items necessary for road closures.

The Contractor shall cooperate with local authorities relative to handling traffic through the area and shall make his/her own arrangements relative to keeping the working area clear of parked vehicles.

#### **601-7.5 Sign Types**

1. Traffic signs are classified into several functional groupings: construction, warning, guide and regulatory.
2. The use of "Regulatory" signs must be approved by the Engineer. When required, all such signs will be provided, installed and maintained by the Contractor.
3. Existing "Regulatory" signs within or adjacent to the work area must be maintained by the Contractor. If existing signs are not appropriate for traffic conditions in the work area, the Engineer must be notified to determine if signs shall be covered, replaced or relocated.
4. Temporary "No Parking" signs shall be installed and removed as directed by the Engineer.
5. Signs shall not be posted on any tree, utility pole or existing traffic sign.

#### **601-7.6 Sign Placement**

1. The location of signs will depend upon alignment, grade, location of street intersections and posted speed limit. Signs shall face and be visible to oncoming traffic and be mounted so as to resist displacement. The center of signs shall be at least four and one half (4 1/2) feet above the roadway. Vertical clearance for signs where pedestrian traffic is permitted shall be seven (7) feet. "Advance Warning" signs shall be located on the right hand side of traffic lanes. On divided roadways supplemental signs shall be placed on the divider.
2. All signs which are to convey their messages during darkness shall be reflectorized or illuminated.
3. No signs or supports shall bear any commercial advertising.
4. Signs normally shall be installed immediately before work is to commence and must be removed immediately after work is complete.
5. If at any time a sign is not required, it shall be covered or removed.

## **601-7.7 Pavement Striping, Markings, and Markers for Temporary Traffic Control**

1. The Contractor shall be responsible for providing and maintaining proper traffic delineation for the duration of work which shall include all temporary reflective pavement markers as needed. Temporary pavement markers shall be placed to delineate lane lines, cross walks and limit lines.
2. Restriping will be considered under the following conditions:
  - a. Where traffic is diverted for extended periods.
  - b. When traffic is to be diverted to the left of an existing double yellow centerline for two or more consecutive days/nights.
  - c. When the work area is adjacent to an intersection and results in a transition within the intersection.
  - d. When the traffic lane is continuously obstructed for more than five (5) working days and traffic volumes require two or more lanes in a single direction.
  - e. In other unusual situations when traffic and physical conditions require special treatment.
3. The Engineer shall determine the need for and extent of striping removal and restriping.
4. The installation of temporary striping or pavement markers will be the responsibility of the Contractor and shall be checked daily and replaced if necessary.

Sole determination as to the adequacy of the construction signing and barricading shall be made by the City Traffic Engineer. Supplemental signing and barricading required, in the opinion of the Engineer, to protect the public shall be immediately erected by the Contractor at no additional cost.

## **601-7.8 Temporary Pavement Markers**

Place temporary reflective pavement markers on all roadways with a striped centerline or yellow median line immediately upon completion of resurfacing or slurry sealing work. Contractor shall replace any damaged or missing temporary pavement markers as necessary until the placement of final striping. Remove all temporary pavement markers only for the application of new permanent striping.

Two yellow temporary markers shall be placed every 24 feet along all existing double yellow stripe lines.

White temporary pavement markers shall be placed every 24 feet along existing with striping including skip line, and solid line for left or right turn pockets.

Crosswalks and limit lines shall contain temporary pavement makers every 5 feet along the existing crosswalk and limit line striping.

Striped islands shall contain a yellow temporary marker every 2 feet along the nose of the median at all intersections.

## **601-8 MEASUREMENT AND PAYMENT**

ADD the following subsection:

Payment for “**Traffic Control**” shall be paid for on a lump sum basis. This item shall include, but not limited to, preparation of traffic control plans, cones, signs, electronic message boards, flashing arrow signs, flaggers, detours, delineators, barrels, removal of striping, temporary striping, construction signing, barricades, construction pavement markings and all other work associated with temporary traffic control.

The Contractor shall be required to maintain all traffic control items throughout the duration of the project. The amount bid for this item shall be paid over the duration of the project with the amount paid on each monthly progress estimate determined by the percent complete on all other bid items.

## **PART 7 STREET LIGHTING AND TRAFFIC SIGNAL SYSTEMS**

Delete the entire Part 7 and replace with the following:

### **SECTION 700 - STREETLIGHTING MATERIALS**

RESERVED

### **SECTION 701 - STREET LIGHTING CONSTRUCTION**

RESERVED

### **SECTION 702 - TRAFFIC SIGNAL MATERIALS**

Listed in this section are the modifications to Section 86 of the 2023 Caltrans Standard Specifications.

All traffic signal materials shall conform with Section 86 of the 2023 Caltrans Standard Specifications as amended below. All referenced sections in Section 86 to other sections within the 2023 Caltrans Revised Standard Specifications shall apply. If there is similar section in these specifications and there is conflict between these specifications and the Caltrans Standard Specifications, these specifications shall take precedence.

These Technical Provisions shall also take precedence over the Greenbook if there is conflict between these Technical Provisions and the Greenbook.

#### **86-1.01 GENERAL**

##### **86-1.01C Submittals**

##### **86-1.01C(1) General**

DELETE in its entirety and SUBSTITUTE with the following:

Within 10 days after Contract approval, the contractor shall submit a list of equipment and materials that are proposed to be installed. The submittal package must include a cover sheet with following information along with a cut sheet for each item. Submittals shall be emailed to the Engineer. The cover sheet list must include:

- a. Manufacturer's name and contact information
- b. Item description
- c. Make and model number of item

If a schedule of values is utilized for lump sum items, the schedule of values shall be submitted to the City within 10 days of the signed contract.

##### **86-1.01C(5) Service Equipment Enclosure**

DELETE in its entirety and SUBSTITUTE with the following:

Submit shop drawings for a service equipment enclosure as an informational submittal when an enclosure is required to be supplied by the Contractor.

## **86-1.01D      Quality Assurance**

### **86-1.01D(3) Department Acceptance**

DELETE in its entirety and SUBSTITUTE with the following:

All testing shall be completed by the contractor or manufacturer. The traffic signal cabinets shall be tested thoroughly prior to installation. The testing shall be performed by a qualified company (manufacturers may provide their own testing) and shall consist of the following:

- Visual Inspection for any abnormalities
- Cabinet Power Up
- Controller Power Up
- PDA/Service Panel Tests
- Power Supply Tests
- Field Output Testing
- Input Testing
- Full/Loaded Cabinet Operation Testing
- The Controllers also go through a 100-hour test (while powered on) in an Environmental chamber where it runs in extreme cold and hot temperatures.
- Each Cabinet/Controller shall be supplied with a Certificate that verifies all the testing mentioned above has been performed.

Test Certificates of results shall be submitted to the City Traffic Engineer. Contractor shall take possession of cabinet and controller assemblies before "turn-on" and assume responsibility for their care and safety until project acceptance.

If the cabinets are supplied by the City, the City will be responsible for testing.

## **86-1.02      MATERIALS**

### **86-1.02B      Conduit and Accessories**

#### **86-1.02B(1) General**

ADD the following:

All conduit shall be Schedule 40 PVC unless otherwise stated on plans.

### **86-1.02C      Pull Boxes**

#### **86-1.02C(1) General**

DELETE in its entirety and SUBSTITUTE with the following:

All pull box covers must have a marking on the top that is legible, uniform, parallel to the side, and from 1 to 3 inches in height. The cover marking for the pull box lid shall be "TRAFFIC SIGNAL".

Covers shall be Fiberlyte Composite or approved equal.

**86-1.02F(2)(b) Aluminum Conductors**

DELETE in its entirety and SUBSTITUTE with the following:

Aluminum conductors are not allowed on this project.

**86-1.02F(3)(d)(vi)(B)**

Add the following:

Category 5E cables shall be Belden 7929a multi-conductor or approved equal.

**86-1.02K Luminaires**

Delete entire section and subsections and replace with the following:

Luminaire shall be 87 watt LED cobra head style. The luminaires shall be manufactured by GE, Model No. ERL1-0-11-D5-40-A-GRAY-L or approved equal. The color temperature shall be 4000K. The luminaire housing shall be grey in color, have a flat clear glass lens and be equipped with a photocell receptacle.

**86-1.02M Photoelectric Controls**

ADD the following:

Photoelectric units shall be manufactured by Intermatic Model Nightfox NF10KL or approved equal.

The photoelectric unit shall consist of a photoelectric cell in a weatherproof housing which plugs into an EEL-NEMA twist-lock receptacle integral with the luminaire and shall be installed with the clear UV-stabilized photocell window facing north. The control unit shall contain a uniformly coated cadmium-sulfide photoelectric cell suitable for operation with 120 and 240 volt line supply with surge protection to prevent damage and made to fail in the "ON" position. The unit shall have a HID load rating of 1,800 VA with a Tungsten load rating of 1,000 watts.

The response level of the unit to changing light levels shall remain stable throughout the life of the unit (5,000 operations). The "turn-on" level shall be nominal 1 foot-candle and the "turn-on: turn-off" ratio shall be 1.5.

Photoelectric units shall have a life expectancy of 20 years and have a 10 year warranty.

**86-1.02P(2) Service Equipment Enclosures**

ADD the following:

The City will supply the Type III BF Service Equipment Enclosure cabinet manufactured by Strongbox model CSP-11008-65U and the associated base plate for mounting the

cabinet. The contractor shall provide all required grounding rods and grounding connections.

The Contractor shall be responsible for picking the cabinet up from the City's yard at 9534 Via Zapador and transporting them to the individual sites. The Contractor shall be responsible for any damage to the cabinets once they have taken possession of them and should inspect them thoroughly at time of pickup.

#### **86-1.02Q Cabinets**

##### **86-1.02Q(1) General**

ADD the following:

All cabinets shall come equipped with Best lock style locks for all doors.

##### **86-1.02Q(2) Controller Cabinets**

###### **86-1.02Q(2)(a) General**

DELETE this subsection and SUBSTITUTE with the following:

The controller cabinet do not come with anchor bolts. The contractor shall supply anchor bolts which are included in the unit price for cabinet foundations.

###### **86-1.02Q(2)(b) Department-Furnished Controller Cabinets**

DELETE this subsection and SUBSTITUTE with the following:

The City will supply the 332L traffic signal cabinets manufactured by Swarco McCain for all locations for this project.

The controller cabinet shall be a Model 332L, be brushed aluminum in color, comply with TEES, and be on the Authorized Material List for traffic signal control equipment. The controller cabinet shall come equipped with the following material included in addition to the standard approved cabinet:

1. A document drawer/shelf with a top that is hinged at the back and is installed immediately below the controller unit.
2. 19" Horizontal Rackmount Surge Suppressor, 15A 120V (Geist model SPT064-10 or approved equal) installed at the top of the back side of the cabinet
3. Two LED cabinet lights located at the top of the rack on each side that are operated by a switch on each door.
4. Each door must have a door alarm switch that is wired to the C1-80 pin on the back of the Detector rack I11-upper slot.
5. All doors shall have best lock cores.
6. All required 242 cards and 200 load switches for use on an 8 phase signal.

##### **86-1.02Q(4) Battery Backup System Cabinets**

DELETE in its entirety and SUBSTITUTE with the following:

The City will supply the side mount battery backup system cabinets manufactured by Swarco McCain part number M64438-1A for all locations for this project.

The Contractor shall be responsible for picking the cabinet up from the City's yard at 9534 Via Zapador and transporting them to the individual sites. The Contractor shall be responsible for any damage to the cabinets once they have taken possession of them and should inspect them thoroughly at time of pickup.

The Contractor shall be responsible for furnishing and installing the BBS internal system and generator plug. The battery backup system shall be Alpha Technologies FXM 1100 and include four 165GXL batteries, Alphaguard battery monitor, bypass switch, wiring harness, generator plug, and anything else required to install the BBS system in the cabinet.

#### **86-1.02R(4)(b)(iii) Signal Housings**

ADD the following subsection:

All housings shall be metal and black in color unless otherwise stated.

#### **86-1.02R Signal Heads**

#### **86-1.02R(5) Signal Mounting Assemblies**

ADD the following subsection:

All signal heads, housings and visors shall be metal and black in color unless otherwise stated.

#### **86-1.02T Accessible Pedestrian Signals**

ADD the following subsection:

The Accessible Pedestrian Signals shall be the Polara iN2 Navigator system or approved equal per the City of Santee approved materials list. All the buttons shall be relocated to ensure they meet ADA.

The APS systems shall include:

- Navigator iN2 aps 2 wire iN250N0-Y with PPB sign R10-3 left/right arrow black on white, 2-sided
- Polara ICCU-C with hardware and cables
- Navigator iN2 controller rack mount ICCU-C
- Navigator iN2 interconnect board iN2-iCB-C
- Navigator iN2 power supply iN2-150-WPS-cC
- Navigator iN2 connector iN2-C4cable-C

#### **86-1.02Z Batteries**

ADD the following subsection:

Batteries for the battery backup system shall be Alpha 165GXL or approved equal.

#### **86-1.02AA Controller**

ADD the following subsection:

The traffic signal controllers for this project will be supplied by the City. The controllers are Swarco McCain Model 2070LX by running Omni EX software.

Contractor shall be responsible for installing a controller at each location.

The Contractor shall install an ethernet patch cable to port 1 on the switch.

Timing sheets will be provided and entered by the City.

#### **86-1.02BB Conflict Monitor**

ADD the following subsection:

The conflict monitor for this project will be supplied by the City with the traffic signal cabinets. The conflict monitors are EDI model 2010ECLIP.

#### **86-1.02DD Reserved**

#### **86-1.02EE Ethernet Switches**

ADD the following subsection:

The fiber ethernet switches shall be EtherWan EX73934E-CIN Ethernet switch or approved equal with power supply at the locations specified on the plans. The Ethernet switches shall have:

- Four (4) 100/1000Base FX SFP fiber ports
- Twelve (12) 10/100/1000Base TX standard ports

Fiber ethernet switches shall be managed and have Layer 2 technology. They shall be field hardened with an operating temperature range of -40 degrees C to 75 degrees C. Fiber switches and power supplies shall be din rail mounted in the traffic signal cabinet behind the controller.

#### **86-1.02FF Vehicle Detection System**

ADD the following subsection:

The vehicle detection system (VDS) shall be the NoTraffic system or approved equal. The detection shall combine video detection and radar detection for both stop bar and advanced detection. The two means of detection shall both be utilized simultaneously for all detection. All outputs to the controller shall be made through the SDLC connection without modifications using the City of Santee standard SDLC output.

The system shall consist of the following unless noted on plans or approved by Engineer:

- One sensor unit for each approach that is mounted on a Pelco mount with six-foot riser or approved equal. Contractor may reuse existing camera mount if one exists.

- A Nexus unit for processing that is connected to the traffic signal controller over a SDLC cable.
- Shelf for Nexus unit
- Communications din rail mounted unit
- Power din rail mounted unit
- Cellular antenna with a minimum of 5 years prepaid of connectivity
- All cabling required to connect the system
- 5 port field hardened unmanaged switch per the manufacturer
- Outdoor Cat 5e Ethernet Cabling per section 86-1.02F(3)(d)(vi)(B) to connect each camera/radar unit to the cabinet
- Power cable (3/16 or 3/18 outdoor rated) to each unit per manufacturer specifications if one does not exist. Contractor may use existing camera power cable if one exists.

All systems shall come with one year of ISI red light analytics.

#### **86-1.02GG Wireless Radio**

ADD the following subsection:

The wireless radios shall be Ubiquiti Nanobeam 5AC (NBE-5AC-GEN2) or approved equal. The wiring for the wireless radio shall be Outdoor Cat 5e Ethernet Cabling per section 86-1.02F(3)(d)(vi)(B).

#### **86-1.02HH Equipment List**

ADD the following section:

<b>Item</b>	<b>Description/Model</b>
<b>Cabinet (City Supplied)</b>	Type 332-L anodized with best locks, cabinet lights, and door alarms (Swarco McCain part number M42348) Brushed aluminum in color
<b>Controller (City Supplied)</b>	2070LX
<b>Controller Software (City Supplied)</b>	Omni EX
<b>Conflict monitor (City Supplied)</b>	2010ECLIP
<b>Power strip (City Supplied)</b>	19" Horizontal Rack mount Surge Suppressor, 15A 120V (Geist model SPT064-10)
<b>Cabinet light (City Supplied)</b>	Two LED cabinet lights with 2 switches (1 for each door)
<b>Service Enclosure (City Supplied)</b>	Type IIIBF with metered and unmetered sections Strongbox Model CSP-11008-65U
<b>Battery backup cabinet (City Supplied)</b>	Side mount BBS cabinet anodized with best lock (Swarco McCain part number M64438A) brushed aluminum in color
<b>Battery Backup System</b>	Alpha Technologies FXM 1100 with AlphaGuard, four 165GXL batteries, and generator plug
<b>Outdoor Cat 5e cabling</b>	Belden 7929a multi-conductor

Fiber Ethernet Switch	EtherWan EX73934-CIN Ethernet Switch with power supply
Vehicle Detection	NoTraffic system with Pelco mounts, Ethernet switch to hardwire the connection and wiring/cabling
Pedestrian Push Button System	Polara iN2 system
Wireless Radio	Ubiquiti Nanobeam 5AC (NBE-5AC-GEN2)
Note: all equipment shall be supplied as stated or with an equal as approved by the City.	

## **SECTION 703 - TRAFFIC SIGNAL CONSTRUCTION**

Listed in this section are the modifications to Section 87 of the 2023 Caltrans Revised Standard Specifications.

All traffic signal construction work shall conform to Section 87-1, Section 87-4, and Section 87-19 of the 2023 Caltrans Standard Specifications as amended below. All referenced sections in Section 87-1, Section 87-4, and Section 87-19 to other sections within the 2023 Caltrans Standard Specifications shall apply. If there is similar section in these specifications and there is conflict between these specifications and the Caltrans Standard Specifications, these specifications shall take precedence.

These Technical Provisions shall also take precedence over the Greenbook if there is conflict between these Technical Provisions and the Greenbook.

All references to the "Department" shall refer to the City of Santee.

### **87-1 GENERAL**

#### **87-1.01 GENERAL**

##### **87-1.01D Quality Assurance**

##### **87-1.01D(2)(a) Quality Control**

DELETE in its entirety and SUBSTITUTE with the following:

Before starting operation of an electrical system, perform a conductor test in the presence of the Engineer. Conductor test consists of testing each conductor and the conductors in cables for:

- a. Continuity
- b. Grounds
- c. Insulation resistance at 500 V(dc) between the circuit and ground. Attainment of minimum insulation resistance of 100 MΩ on circuits

Testing of the traffic signal cabinet shall conform with modified section 86-1.01D(3) Department Acceptance of these specification.

## **87-1.03 CONSTRUCTION**

### **87-1.03A General**

To paragraph (22), DELETE in its entirety and SUBSTITUTE with the following:

If you damage any portion of a concrete curb, sidewalk, curb ramp, driveway, or gutter depression, replace the entire section between contraction or expansion joints per these Specifications.

### **87-1.03B Conduit Installation**

#### **87-1.03B(1) General**

ADD the following:

All conduit shall be Type 3, noted on plans.

All traffic signal conduit runs between pull boxes shall be 3" unless otherwise noted on plans. Conduit between the traffic signal cabinet and the first pull box shall be 4" unless otherwise noted on plans.

All conduit ends shall have end bells.

#### **87-1.03B(3) Conduit Installation Underground**

##### **87-1.03B(3)(a) General**

DELETE the second paragraph and SUBSTITUTE with the following:

Install conduit to a depth of 30 inches minimum unless stated on plans or approved by Engineer.

All conduit runs shall include pull tape with at least 2 feet of slack in each end after all wire is pulled through for future use. Attach the tape's ends to the conduit.

##### **87-1.03B(3)(b)(i) General**

DELETE in its entirety and SUBSTITUTE with the following:

Trench restorations in dirt shall be backfilled and compacted with native soil to match the existing grade. Contractor shall be responsible for replacing all landscaping and irrigation lines that might be damaged during construction. The cost to repair landscaping and irrigation shall be included in the unit price for the conduit installation and no additional compensation will be given.

##### **87-1.03B(3)(b)(iii) Trench-In-Pavement Method**

DELETE in its entirety and SUBSTITUTE with the following:

Conduit installed under pavement shall be installed either in a narrow trench (narrower than 6 inches) or in a wider open trench (greater than 6 inches). All trench restorations shall be per the City of Santee Standards PW-1 (Trench Resurfacing) and PW-2 (Narrow Trench Resurfacing).

Conduit installed under concrete sidewalk shall require the replacement of sidewalk panels from joint to joint. Sidewalk repairs may be temporarily patched with asphalt concrete and then have the entire panels removed and replaced at a later date.

All utility pot holes shall be restored per the City of Santee Public Works Standard PW-1 and PW-2.

#### **87-1.03D Battery Backup System Cabinets**

DELETE in its entirety and SUBSTITUTE with the following:

Install battery backup system cabinet per the direction of the Engineer.

Provide access for power conductors between the cabinets using:

- 2" nylon-insulated, steel chase nipple
- 2" steel sealing locknut
- 2" nylon-insulated, steel bushing
- Seal with duct seal once wires are installed

Connect "On" battery alarm to the C1-54 pin in the back of the cabinet.

Connect "Low" battery alarm to the C1-51 railroad flash pin in the back of the cabinet.

Connect an ethernet jumper cable from main BBS unit to port 4 on the ethernet switch.

All wires and cabling shall run down the back side of the cabinet behind the batteries and shall be zipped tied down to maintain a clean appearance.

#### **87-1.03E Excavating and Backfilling for Electrical Systems**

##### **87-1.03E(3) Concrete Pads, Foundations, and Pedestals**

ADD the following:

Concrete foundations shall be 560-C-3250.

The pad around the foundation shall be per ES-3C of the Caltrans Standard Plans with the following modification.

- On the front door side and the back door sides of the cabinet, the pad shall be 3 feet from the foundation edge.
- The pad shall be 4" thick.

#### **87-1.03F Conductors and Cables Installations**

##### **87-1.03F(4) Manual Installation Method**

ADD the following:

All wire shall be installed in the specified conduit using pull tape by hand. Pull tape must be a flat, woven, lubricated, soft-fiber, polyester tape with a minimum tensile strength of 1,800 lb. The pull tape must have sequential measurement markings every 3 feet. Winches or other power actuated pulling equipment shall not be used. Only lubricants specified or approved by the Engineer shall be used in pulling conductors in conduit. Use of any other rope or wire to pull wire through conduits shall not be accepted. If other methods are used, Contractor shall remove and replace all conduit at their own cost.

When pulling vehicle detection and EVP wire first through the conduit, Contractor shall include pull tape with this section and use the pull tape as the primary method of pulling the rest of the wire through. Using the vehicle detection and EVP wires to pull all the rest of the wires and cables through the conduit will not be accepted and the Contractor shall remove and replace all wires that were installed incorrectly.

After conductors have been installed, the ends of conduits terminating in pull boxes and controller cabinets shall be sealed with an approved type of sealing compound. Spray foam type sealant will not be accepted.

**87-1.03F(2)(c)(iii) Conductor Signal Cables**

ADD the following:

All signal cables shall be 12 conductor unless otherwise shown on plans. Contractor shall ensure that there are a minimum of three (3) spare conductors to each pole when installing new cabling unless directed by Engineer. A spare 12 conductor cable will be required if there are not enough spare conductors.

**87-1.03G Equipment Identification Characters**

DELETE the entire section.

**87-1.03M Photoelectric Controls**

Delete and ADD the following:

Photoelectric controls shall be mounted on each luminaire and each internally illuminated street name sign. Orient the photoelectric unit to face north.

**87-1.03N Fused Splice Connectors**

Delete the first paragraph and replace with the following

Install a fuse splice connector with a 10 A fuse in each ungrounded conductor for luminaires mounted on standards. The connector must be located in the hand hole of the standard.

**87-1.03P Service Equipment Enclosures**

Add the following:

The Contractor shall be responsible for picking the meter Service Equipment Enclosure up from the City's yard at 9534 Via Zapador and transporting them to the individual sites.

The Contractor shall be responsible for any damage to the cabinets once they have taken possession of them and should inspect them thoroughly at time of pickup.

The cabinet foundation shall be per Caltrans Standard Plans ES-2E for a Type III BF cabinet. The new service enclosure shall be installed and have the new meter set prior to the removal of the existing traffic signal cabinet and service.

The City will obtain and provide to the Contractor the SDG&E service order prior to beginning of work. The Contractor shall be responsible for coordination with SDG&E on inspection and connection. The SDG&E conduit shall installed per SDG&E requirements.

The contractor shall obtain a no fee building permit from the City and coordinate all inspection requests.

Work for the service enclosure shall include installing the City supplied cabinet, installation of the new foundation and conduit to SDG&E transformer as shown on the plans per SDG&E requirements. The contractor shall also install new power wires from the SDG&E transformer to the service enclosure and the service enclosure to the traffic signal cabinet.

#### **87-1.03Q Cabinets**

##### **87-1.03Q(1) General**

ADD the following:

All field wire shall come 1 inch off of termination point in the cabinet and then bend at a 90 degree angle towards the bottom of the cabinet. Wires shall be zip tied together to maintain a clean look. Contractor shall review cabinet wiring with Engineer prior to installation.

Contractor shall review additional/extra equipment locations such as vehicle detection equipment, audible pedestrian push button systems, ethernet switches, wireless radio power supplies, etc. with Engineer prior to installation.

Contractor shall review additional equipment locations with Engineer prior to installation.

##### **87-1.03Q(2) Department-Furnished Controller Cabinets**

Delete and add the following:

The Contractor shall be responsible for picking the cabinet up from the City's yard at 9534 Via Zapador and transporting them to the individual sites. The Contractor shall be responsible for any damage to the cabinets once they have taken possession of them and should inspect them thoroughly at time of pickup.

### **87-1.03U     Push Button Assemblies**

ADD the following:

The Contractor shall remove and install pedestrian push buttons with City supplied Polara iN2 iNagator 2-wire push button stations and iN2 system in the traffic signal cabinet or approved equal at locations identified on the plans.

The Contractor shall adjust pedestrian push button and housing to meet current ADA standards of 40 inches from the top of sidewalk per ES-7A of the Caltrans Standard Plans.

The Contractor shall patch any holes visible on the pole once the push button housing has been adjusted and paint with cold galvanizing spray to seal the location or paint that matches the pole color if the pole has been painted.

The main unit shall be installed into slots I12 and I13 on the detector rack. The C1-Y cable shall be installed and zipped tied to the side of the cabinet. The power supply and connection circuit board shall be mounted to the bottom left side of the rack in the cabinet. All locations shall be approved by Engineer.

### **87-1.03V     Detectors**

#### **87-1.03V(2) Inductive Loop Detectors**

ADD the following:

Contractor shall obtain approval from Engineer on loop locations prior to installation.

All loops shall be Type E.

The front loop in all lanes shall be per the City of Santee Standard Drawings for a Modified Type E loops detector. The modified detector shall have 5 turns of the wire around the circle and have two crosscut lines.

#### **87-1.03V(3) Preformed Inductive Loop Detectors**

Delete the entire subsection.

#### **87-1.03V(4) Vehicle Detection System**

ADD the following section:

The vehicle detection system shall be installed per manufacturer specifications. The VDS must be installed and functioning prior to disabling and removing the existing traffic signal loops. Contractor shall provide turn on support by the manufacturer's representative with the installation of the video detection system.

The detection unit (camera/radar) shall be installed per ES-7R of the 2023 Caltrans Standard Plans and manufacturer specifications on Pelco mounts with 6-foot risers or approved equal. Camera wires shall run down the center of the extension on the mount to hide wires. If the existing detection system is currently installed on a mount, the contractor may remove the existing camera and reuse the existing mount and power

cabling to the unit. If there is no existing camera, the contractor shall run new power cabling per manufacturer specifications and furnish and install a new mount.

While the units are capable of wireless communication, the Contractor shall also install new Ethernet cabling from the cabinet to each unit and connect them to a switch.

The din rail power supply and breaker bar shall be mounted to the side of the traffic signal cabinet rack above the power supply in place of the existing interconnect terminal block. Contractor shall verify location and power supply with Engineer prior to installation. The din rail communications bar shall be mounted above the power supply and breaker bar. The antenna shall be installed to the top of the cabinet and sealed with caulking.

The VDS shall be connected to both the Ethernet 2 on the back of the controller and to Port 2 on the Ethernet switch through patch cables.

All cables shall be zip tied to maintain a clean appearance.

Contractor shall remove all old unused DLC conductors from conduits if present as directed by Engineer. If the Contractor damages the existing detection during any work, the new video detection system shall be installed into either the new or existing cabinet and be operational within 72 hours.

#### **87-1.03AA Rewire of Intersection**

ADD the following section:

Contractor shall remove all existing single conductor wiring and other underground cabling at the intersection and install new multi-conductor cabling for the vehicle and pedestrian heads with a minimum of 3 spares conductors to each pole along with new wiring for the pedestrian push buttons, Opticom heads, safety lights, IISNS, vehicle detection, grounding, and all other wiring required to make the intersection fully functional again. DLC cabling should not be reinstalled unless used. Contractor shall ensure that all poles are properly bonded. Contractor shall include a pull rope in all conduits.

New multi conductor cabling and other cabling shall meet specifications and be installed per Caltrans Specifications (Latest Edition). Installation method for the cabling shall be per Section 86 of the Caltrans Standard Specifications (Latest Edition).

#### **87-1.03BB Traffic Signal Pole**

ADD the following section:

The traffic signal poles shall be installed per the Caltrans Standard Plans latest edition or as shown on plans.

#### **87-1.03CC Modify Traffic Signal**

ADD the following section and subsections:

This section relates to the modifications to the traffic signal at the intersection of Carlton Oaks Dr at Fanita Pkwy.

### **87-1.03CC(1) Relocate Traffic Signal Pole**

The traffic signal pole to be relocated is on the southwest corner at the intersection of Carlton Oaks Dr at Fanita Pkwy.

The size of the existing pole is 19-4-70. The new foundation should be in accordance with the 1992 Caltrans Specifications and be the following:

Pole Type	Height	Mast Arm	Anchor Bolt		CIDH PILE FOUNDATION		
			Size	Bolt Circle	Diameter	Depth	Reinforced
19-4-70	30'-0"	30'-0"	1 3/4"x42"x6"	16 1/2"	2'-6"	8'-0"	Yes

The location of the pole shall be per the plan and be verified by the Engineer prior to drilling foundation.

The relocation shall include a new 3" conduit from the new foundations to the adjacent traffic signal pullbox. Payment for the conduit shall be included in the bid item for "Conduit"

Once the pole is relocated, the Contractor shall demo the old traffic signal foundation a minimum of 18" below grade.

### **87-1.03CC(2) New Traffic Signal Heads**

The traffic signal at the intersection of Carlton Oaks Dr at Fanita Pkwy heads shall be added or modified per the following:

- Southwest corner pole 19-4-70: Furnish and install a new MAS type traffic signal head with red, yellow and green ball indications.
- Southwest corner pole 19-4-70: Remove SP-1-T and furnish and install a new SP-2-T with countdown pedestrian modules
- Northwest corner pole 19-4-70: Furnish and install a new SP-1-T with countdown pedestrian module for pedestrians crossing Fanita Pkwy. Pull new 3 conductor cable for new pedestrian push button.
- Northwest corner pole 1A: Realign the SP-1-T to face south for pedestrians crossing Carlton Oaks Dr.

### **87-1.03DD Fiber Ethernet Switches**

ADD the following section:

The Contractor shall install the fiber Ethernet switch and power supply on din rail above the drawer in the back side of the traffic signal cabinet. The power supply shall be connected with grounded plug to the power strip. All wires shall be zipped tied down.

The City will be responsible for programming the switches.

#### **87-1.03EE Wireless Radio**

ADD the following:

The wireless radios shall be mounted to the top of the traffic signal pole as shown on the plans. Mount shall be attached to the pole with a stainless steel screw worm drive clamp. All wiring shall run down the inside of the traffic signal pole and the hole in the pole sealed with caulking. The POE injector for the radio shall be mounted to the inside of the traffic signal cabinet per the direction of the Engineer. The Contractor shall install an ethernet patch cable between the POE injector and Port 5 on the ethernet switch.

#### **87-1.04 Payment**

ADD the following:

Payment for **“Traffic Signal 332L Cabinet (City Supplied)”** shall be measured and paid for on an each basis and shall include full compensation for furnishing all labor, materials, tools, equipment, to install the City supplied 332L traffic signal cabinet as specified above including but not limited to; picking up and delivery of the cabinets from the City’s yard to the intersection, installing the traffic signal cabinet, connection of all wiring and cabling to the cabinet in order for the cabinet to function properly, routing of field and other wiring and zip tying wiring to maintain a clean look, relocating any necessary equipment from existing cabinets to new cabinet, caulking around the base of the cabinet, duct sealing all conduits, removal and delivery of old cabinet to the City’s yard, and all related incidentals required to complete the work in place.

Payment for **“City Supplied Controller”** shall be included in the unit price for **“Traffic Signal Cabinet (City Supplied)”** and shall include full compensation for furnishing all labor, materials, tools, equipment, including but not limited to; installing 2070 LX controller with Omni EX software into traffic signal cabinet, and all related incidentals required to complete the work in place.

Payment for **“Traffic Signal 332L Cabinet Foundation”** shall be measured and paid for on an each basis and shall include full compensation for furnishing all labor, materials, tools, equipment, including but not limited to; conduit, bell-end, elbows, grouting, grounding rod, bolts, washers, nuts, excavation, backfill and compaction, and restoration of the surrounding ground to its original grade and condition and all related incidentals required to complete the work in place.

Payment for **“Demo Existing Cabinet Foundation”** shall be measured and paid for on an each basis and shall include full compensation for furnishing all labor, materials, tools, equipment, including but not limited to; demolition of existing traffic signal cabinet foundation, backfill and compaction, and restoration of location to its original grade and condition and all related incidentals required to complete the work in place.

Payment for **“PR Base Adapter”** shall be measured and paid for on an each basis and shall include full compensation for furnishing all labor, materials, tools, equipment,

including but not limited to; furnishing and installing PR base adapter at locations specified on the plans and all related incidentals required to complete the work in place.

Payment for “**Battery Backup System**” shall be measured and paid for on an each basis and shall include full compensation for furnishing all labor, materials, tools, equipment, including but not limited to; picking up the City supplied cabinet from the City’s yard and delivery to the intersection, installing cabinet to the side of the traffic signal cabinet, furnishing and installing the complete BBS including mounting hardware and equipment, conduit, inverter, batteries, bypass switch, generator plug, cabling, wiring, programming, testing and all related incidentals required to complete the work in place.

Payment for “**Service Enclosure (City Supplied)**” shall be measured and paid for on a lump sum basis and shall include full compensation for furnishing all labor, materials, tools, equipment, to install the City supplied type 3BF service enclosure cabinet as specified above including but not limited to; installing a new cabinet foundation with grounding rods, furnishing and installing new conduit from the new foundation to the SDG&E service point transformer per SDG&E requirements, grounding rods and connectors, surface restorations above the conduit and around the foundation, picking up and delivery of the cabinet from the City’s yard to the intersection, pulling new wire from the SDG&E service point to the new service enclosure per SDG&E requirements, furnishing and installing new wire from the service enclosure to the traffic signal cabinet, caulking around the base of the cabinet, duct sealing all conduits, obtaining a no fee City of Santee building permit, coordination with SDG&E and the City Building Department on all necessary inspections, and all related incidentals required to complete the work in place.

Payment for “**Conduit**” shall be measured and paid for on a linear foot basis and shall include full compensation for furnishing all labor, materials, tools, equipment, including but not limited to; conduit (size specified on plans), end bells, elbows, saw-cutting, trenching, boring (if applicable), potholing, backfill, slurry, base material, trench and surface restoration per PW-1 and PW-2 (if applicable), asphalt concrete, concrete, fabric, and all related incidentals required to complete the work in place. Note the conduit for service enclosure is included in the unit price for “Service Enclosure”.

Payment for “**Rewire Intersection**” shall be measured and paid for on a complete intersection basis and shall include full compensation for furnishing all labor, materials, tools, equipment, including but not limited to; removal and disposal of existing traffic signal cabling, installation of new traffic signal cabling, reconnecting all traffic signal equipment, sealing conduits, labeling conductors, bonding poles and all related incidentals required to complete the work in place.

Payment for “**Vehicle Detection System**” shall be measured and paid for on an each basis and shall include full compensation for furnishing all labor, materials, tools, equipment, including but not limited to; furnishing and installing one camera unit for each approach, furnishing and installing new mounts as needed, furnishing and installing power cabling to each unit as needed, furnishing and installing new ethernet cabling to each unit, furnishing and installing the nexus main unit, din rail communications assembly, antenna, din rail power assembly, aiming, focusing, testing and all related incidentals

required to complete the work in place. Payment will be by complete intersection and include detection on all approaches.

Payment for “**Pedestrian Push Button System**” shall be measured and paid for on an each basis and shall include full compensation for furnishing all labor, materials, tools, equipment, including but not limited to; removal of existing, furnish and install new audible pedestrian push button, adjusting the height of existing push buttons to meet ADA, patching uncovered holes; furnishing and installing new C1-Y connector cable, power supply, connection circuit board, main communication card, programming units and all related incidentals required to complete the work in place. Payment will be by intersection and include all crossings.

Payment for “**Ethernet Switch**” shall be measured and paid for on an each basis and shall include full compensation for furnishing all labor, materials, tools, equipment, including but not limited to; furnishing and installing ethernet switch, power supply, din rail, cabling, software, hardware, power cables, programming, testing and all related incidentals required to complete the work in place.

Payment for “**Wireless Interconnect Radio**” shall be measured and paid for on an each basis and shall include full compensation for furnishing all labor, materials, tools, equipment, including but not limited to; furnishing and installing one wireless radio with POE power supply, mount, aiming, wiring from mounting point to the traffic signal cabinet, ethernet patch cable to the switch, connectors, and all related incidentals required to complete the work in place.

Payment for “**Pull Box**” shall be measured and paid for on an each basis and shall include full compensation for furnishing all labor, materials, tools, equipment, including but not limited to; furnishing and installing concrete pull box and lid, removal of existing pull box as needed, digging, furnishing and installing rock and grout, installing duct seal in all conduits, restoration of surrounding area and all related incidentals required to complete the work in place.

Payment for “**Grout Existing Pull Box**” shall be measured and paid for on an each basis and shall include full compensation for furnishing all labor, materials, tools, equipment, including but not limited to; cleaning pull box of all debris, restoring rock in bottom as needed, replacing missing duct seal, grouting bottom of box and all related incidentals required to complete the work in place.

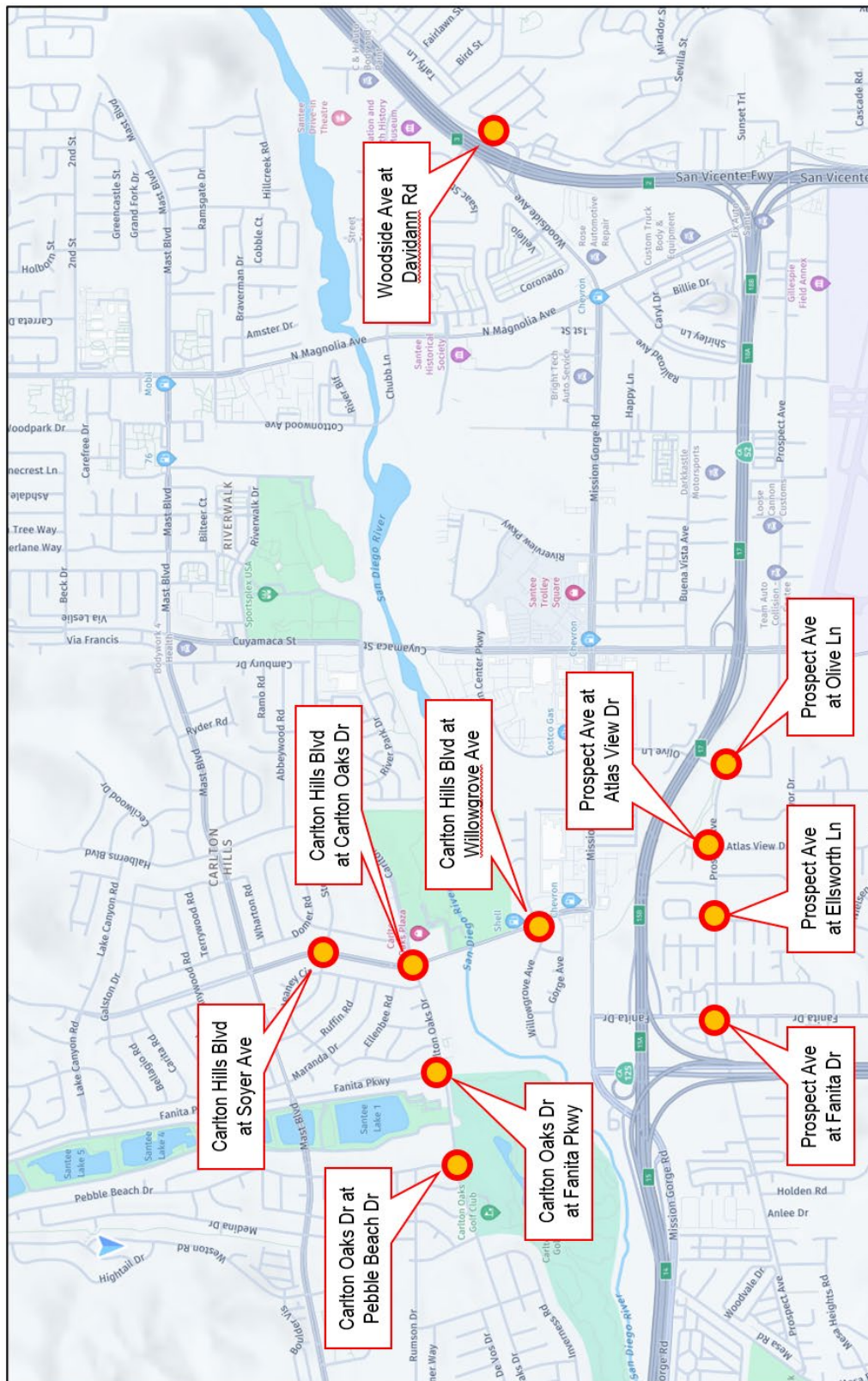
Payment for “**Modify Traffic Signal**” shall be measured and paid for on a lump sum basis and shall include full compensation for furnishing all labor, materials, tools, equipment, including but not limited to the traffic signal modifications at the intersection of Carlton Oaks Dr at Fanita Pkwy which include: relocation of the traffic signal pole on southwest corner, installation of a new foundation, clearing and grubbing of existing landscaping as needed, demo of the old foundation, furnishing and installing a new SP-2-T, SP-1-T and MAS, furnishing and installing all new wire/cabling from the traffic signal cabinet to the relocated traffic signal pole, furnishing and installing a new pedestrian push button 3-conductor cable to the northwest corner 19-4-70 pole, hooking up all new wiring,

restoration of surrounding area and all related incidentals required to complete the work in place.

## **CONTRACT EXHIBITS**

Exhibit A	Map of Locations
Exhibit B	Intersection Overviews
Exhibit C	Table of Quantities by Intersection
Exhibit D	Intersection Plan Sheets

## EXHIBIT A – Map of Locations



## **EXHIBIT B Intersection Overview**

The information in this section provides a general overview of what is required at each intersection or fiber terminus location. Additional work may be required as shown on plans.

### **1. Carlton Hills Blvd at Willowgrove Ave**

- Install new foundation for a 332L and conduit to pull box
- Install a new City Supplied 332L Cabinet and 2070LX traffic signal controller
- Install a City supplied BBS cabinet
- Furnish and install a new BBS system
- Remove and salvage old traffic signal cabinet and equipment
- Demo old traffic signal cabinet foundation
- Furnish and install/replace pull boxes
- Replace sidewalk panels
- Furnish and install new Ethernet switch
- Furnish and install new vehicle detection system and hardwire detection units
- Furnish and install new audible pedestrian buttons
- Furnish and install wireless communication radios and cabling to the radios
- Grout existing traffic signal pull boxes

### **2. Carlton Hills Blvd at Carlton Oaks Dr**

- Install new foundation for a 332L and conduit to pull box
- Install a new City Supplied 332L Cabinet and 2070LX traffic signal controller
- Install a City supplied BBS cabinet
- Furnish and install a new BBS system
- Remove and salvage old traffic signal cabinet and equipment
- Demo old traffic signal cabinet foundation
- Install new City supplied Type IIIBF service meter enclosure and conduit to SDG&E transformer
- Install and/or replace pull boxes
- Replace sidewalk panels
- Furnish and install new Ethernet switch
- Furnish and install new vehicle detection system and hardwire detection units
- Furnish and install new audible pedestrian buttons
- Furnish and install wireless communication radios and cabling to the radios
- Grout existing traffic signal pull boxes

### **3. Carlton Hills Blvd at Stoyer Dr**

- Install new foundation for a 332L and conduit to pull box
- Install a new City Supplied 332L Cabinet and 2070LX traffic signal controller
- Install a City supplied BBS cabinet

- Furnish and install a new BBS system
- Remove and salvage old traffic signal cabinet and equipment
- Demo old traffic signal cabinet foundation
- Furnish and install/replace pull boxes
- Replace sidewalk panels
- Furnish and install new Ethernet switch
- Furnish and install new vehicle detection system and hardwire detection units
- Furnish and install new audible pedestrian buttons
- Furnish and install wireless communication radios and cabling to the radios
- Grout existing traffic signal pull boxes

#### **4. Carlton Oaks Dr at Pebble Beach Dr**

- Furnish and install new PR base adapter for 332L cabinet
- Install a new City Supplied 332L Cabinet and 2070LX traffic signal controller
- Install a City supplied BBS cabinet
- Furnish and install a new BBS system
- Remove and salvage old traffic signal cabinet and equipment
- Rewire intersection
- Furnish and install new Ethernet switch
- Furnish and install new vehicle detection system and hardwire detection units
- Furnish and install new audible pedestrian buttons
- Furnish and install wireless communication radios and cabling to the radios
- Grout existing traffic signal pull boxes

#### **5. Carlton Hills Blvd at Fanita Pkwy**

- Furnish and install new PR base adapter for 332L cabinet
- Install a new City Supplied 332L Cabinet and 2070LX traffic signal controller
- Install a City supplied BBS cabinet
- Furnish and install a new BBS system
- Remove and salvage old traffic signal cabinet and equipment
- Furnish and install new Ethernet switch
- Furnish and install new vehicle detection system and hardwire detection units
- Furnish and install new audible pedestrian buttons
- Furnish and install wireless communication radios and cabling to the radios
- Install concrete pads on either side of traffic signal cabinet
- Furnish and install/replace pull boxes
- Replace/Install five pedestrian ramps
- Pour a new foundation and relocate traffic signal pole on southwest corner.
- Furnish and install new wiring/cabling to the new pole location on the southwest corner from the traffic signal cabinet.
- Demo old traffic signal pole foundation on the southwest corner 18" below grade.

- Furnish a new MAS head for the pole on the southwest corner and install it on the open tenon on the mast arm.
- Furnish and install a new SP-2-T with countdown modules on for the pole on the southwest corner
- Furnish and install a new SP-1-T on the type 19-4-70 pole on the northwest corner for pedestrians crossing Fanita Pkwy
- Reaim and correct wiring for the SP-1-T on the type 1A pole on the northwest corner to aim for pedestrians crossing Carlton Oaks Dr.
- Grout existing traffic signal pull boxes
- Modify roadway striping

#### **6. Prospect Ave at Fanita Dr**

- Furnish and install new PR base adapter for 332L cabinet
- Install a new City Supplied 332L Cabinet and 2070LX traffic signal controller
- Install a City supplied BBS cabinet
- Furnish and install a new BBS system
- Remove and salvage old traffic signal cabinet and equipment
- Install concrete pads around traffic signal cabinet
- Furnish and install new Ethernet switch
- Furnish and install new vehicle detection system and hardwire detection units
- Furnish and install new audible pedestrian buttons
- Furnish and install wireless communication radios and cabling to the radios
- Grout existing traffic signal pull boxes

#### **7. Prospect Ave at Ellsworth Ln**

- Furnish and install new PR base adapter for 332L cabinet
- Install a new City Supplied 332L Cabinet and 2070LX traffic signal controller
- Install a City supplied BBS cabinet
- Furnish and install a new BBS system
- Remove and salvage old traffic signal cabinet and equipment
- Rewire intersection
- Install concrete pads around traffic signal cabinet
- Furnish and install new Ethernet switch
- Furnish and install new vehicle detection system and hardwire detection units
- Furnish and install wireless communication radios and cabling to the radios
- Grout existing traffic signal pull boxes

#### **8. Prospect Ave at Atlas View Dr**

- Furnish and install new PR base adapter for 332L cabinet
- Install a new City Supplied 332L Cabinet and 2070LX traffic signal controller
- Install a City supplied BBS cabinet
- Furnish and install a new BBS system

- Remove and salvage old traffic signal cabinet and equipment
- Install concrete pads around traffic signal cabinet
- Furnish and install new Ethernet switch
- Furnish and install new vehicle detection system and hardwire detection units
- Furnish and install wireless communication radios and cabling to the radios
- Grout existing traffic signal pull boxes

#### **9. Prospect Ave at Olive Ln/Argent Dr**

- Install new foundation for a 332L and conduit to pull box
- Install a new City Supplied 332L Cabinet and 2070LX traffic signal controller
- Install a City supplied BBS cabinet
- Furnish and install a new BBS system
- Remove and salvage old traffic signal cabinet and equipment
- Demo old traffic signal cabinet foundation
- Install concrete pads around traffic signal cabinet
- Furnish and install new Ethernet switch
- Furnish and install new vehicle detection system and hardwire detection units
- Furnish and install new audible pedestrian buttons
- Furnish and install wireless communication radios and cabling to the radios
- Grout existing traffic signal pull boxes

#### **10. Woodside Ave at Davidann Rd**

- Install new foundation for a 332L and conduit to pull box
- Install a new City Supplied 332L Cabinet and 2070LX traffic signal controller
- Install a City supplied BBS cabinet
- Furnish and install a new BBS system
- Remove and salvage old traffic signal cabinet and equipment
- Demo old traffic signal cabinet foundation
- Furnish and install/replace pull boxes
- Replace two pedestrian ramps
- Furnish and install new Ethernet switch
- Furnish and install new vehicle detection system and hardwire detection units
- Furnish and install new audible pedestrian buttons
- Furnish and install wireless communication radios and cabling to the radios
- Grout existing traffic signal pull boxes

## **11. Other Locations**

- Furnish and install wireless radios and cabling from the cabinet to the radio unit at the following locations
  - Mission Gorge Rd at Carlton Hills Blvd northeast corner pointing towards Carlton Hills Blvd at Willowgrove Ave
  - Mission Gorge Rd at Fanita Dr southeast corner pointing towards Prospect Ave at Fanita Dr
  - Mast Blvd at Carlton Hills Blvd southwest corner pointing towards Carlton Hills Blvd at Stoyer Dr
  - Magnolia Ave at Riverview Pkwy northwest corner pointing towards Woodside Ave at Davidann Rd

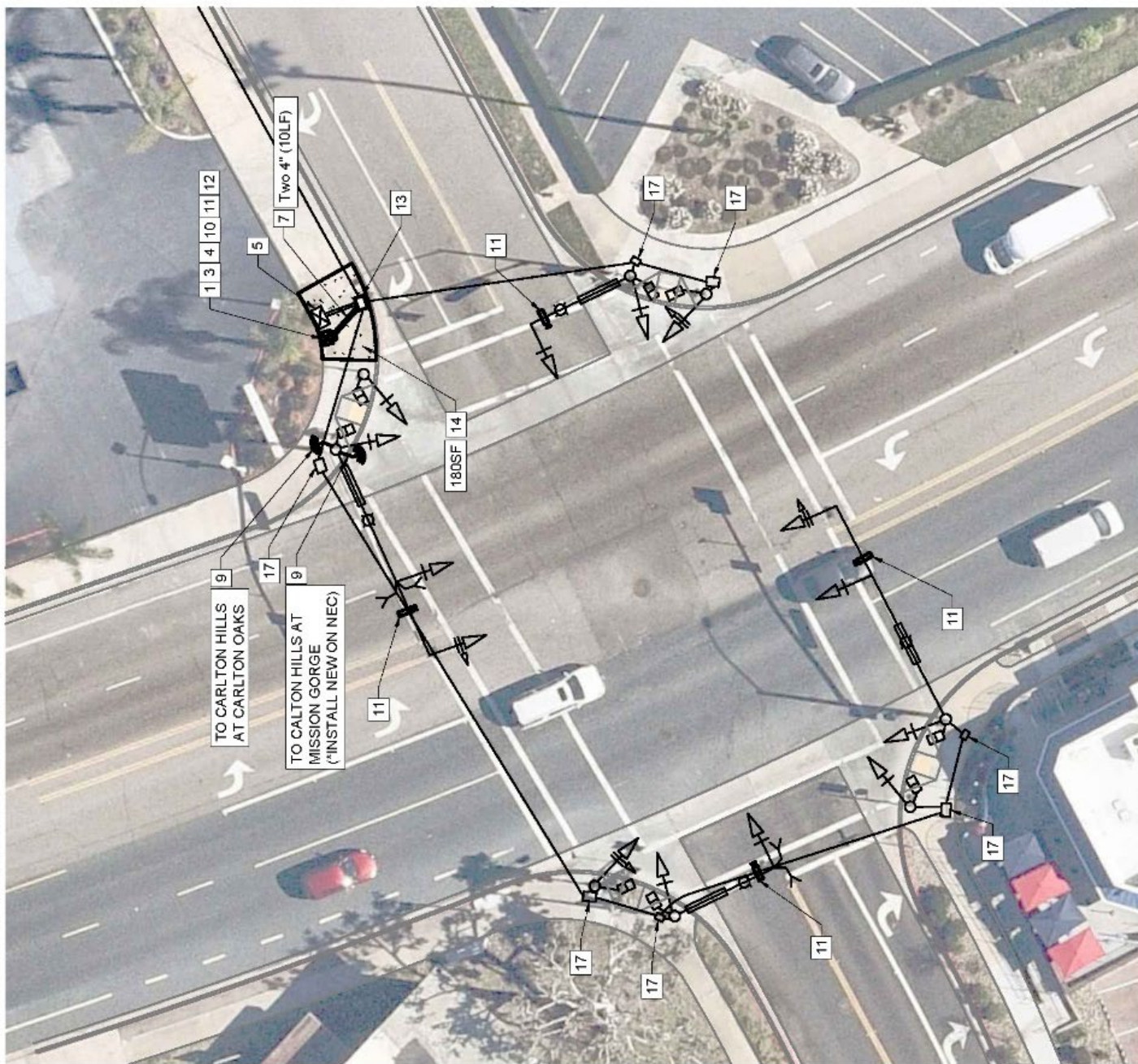
## EXHIBIT C Table of Quantities by Intersection

	Description	Totals		Carlton Hills @ Willowgrove	Carlton Hills @ Carlton Oaks	Carlton Hills @ Stoyer	Prospect @ Atlas View	Prospect @ Ellsworth	Prospect @ Fanita	Carlton Oaks @ Fanita	Carlton Oaks @ Pebble Beach	Prospect @ Olive	Woodside @ Davidann	Other Locations
1	Install City Supplied 332L Cabinet	10	EA	1	1	1	1	1	1	1	1	1	1	-
2	PR Base Adapter	5	EA	-	-	-	1	1	1	1	1	-	-	-
3	332L Cabinet Foundation	5	EA	1	1	1	-	-	-	-	-	1	1	-
4	Demo existing cabinet foundation	5	EA	1	1	1	-	-	-	-	-	1	1	-
5	BBS System (Cabinet City supplied)	10	EA	1	1	1	1	1	1	1	1	1	1	-
6	Service Enclosure with foundation	1	EA	-	1	-	-	-	-	-	-	-	-	-
7	Rewire Intersection	3	EA	-	-	1	-	1	-	-	1	-	-	-
8	Vehicle Detection System	10	EA	1	1	1	1	1	1	1	1	1	1	-
9	Pedestrian Push Button System	8	EA	1	1	1	-	-	1	1	1	1	1	-
10	Wireless Interconnect Radios	22	EA	2	3	2	2	2	2	2	1	1	1	4
11	Ethernet Switch	10	EA	1	1	1	1	1	1	1	1	1	1	-
12	Conduit	161	LF	20	40	36	-	-	-	15	-	30	20	-
13	Install/replace pull box	13	EA	1	1	2	-	-	-	8	-	-	2	-
14	Grout existing pull box	50	EA	7	5	6	4	5	4	-	5	9	5	-
15	Modify Traffic Signal: Relocate Pole and new heads	1	LS	-	-	-	-	-	-	1	-	-	-	-
16	Concrete Repairs / Sidewalk / Pad	610	SF	180	130	160	30	30	30	20	-	30	-	-
17	Ped Ramps (per ramp)	7	EA	-	-	-	-	-	-	5	-	-	2	-
18	Striping	1	LS	-	-	-	-	-	-	1	-	-	-	-

## **EXHIBIT D Intersection Plans**

1. Carlton Hills Blvd at Willowgrove Ave
2. Carlton Hills Blvd at Carlton Oaks Dr
3. Carlton Hills Blvd at Stoyer Dr
4. Carlton Oaks Dr at Pebble Beach Dr
5. Carlton Oaks Dr at Fanita Pkwy
6. Prospect Ave at Fanita Dr
7. Prospect Ave at Ellsworth Ln
8. Prospect Ave at Atlas View Dr
9. Prospect Ave at Olive Ln/ Argent Dr
10. Woodside Ave at Davidann Rd

Note: Remote locations where wireless radio is installed only are not shown.



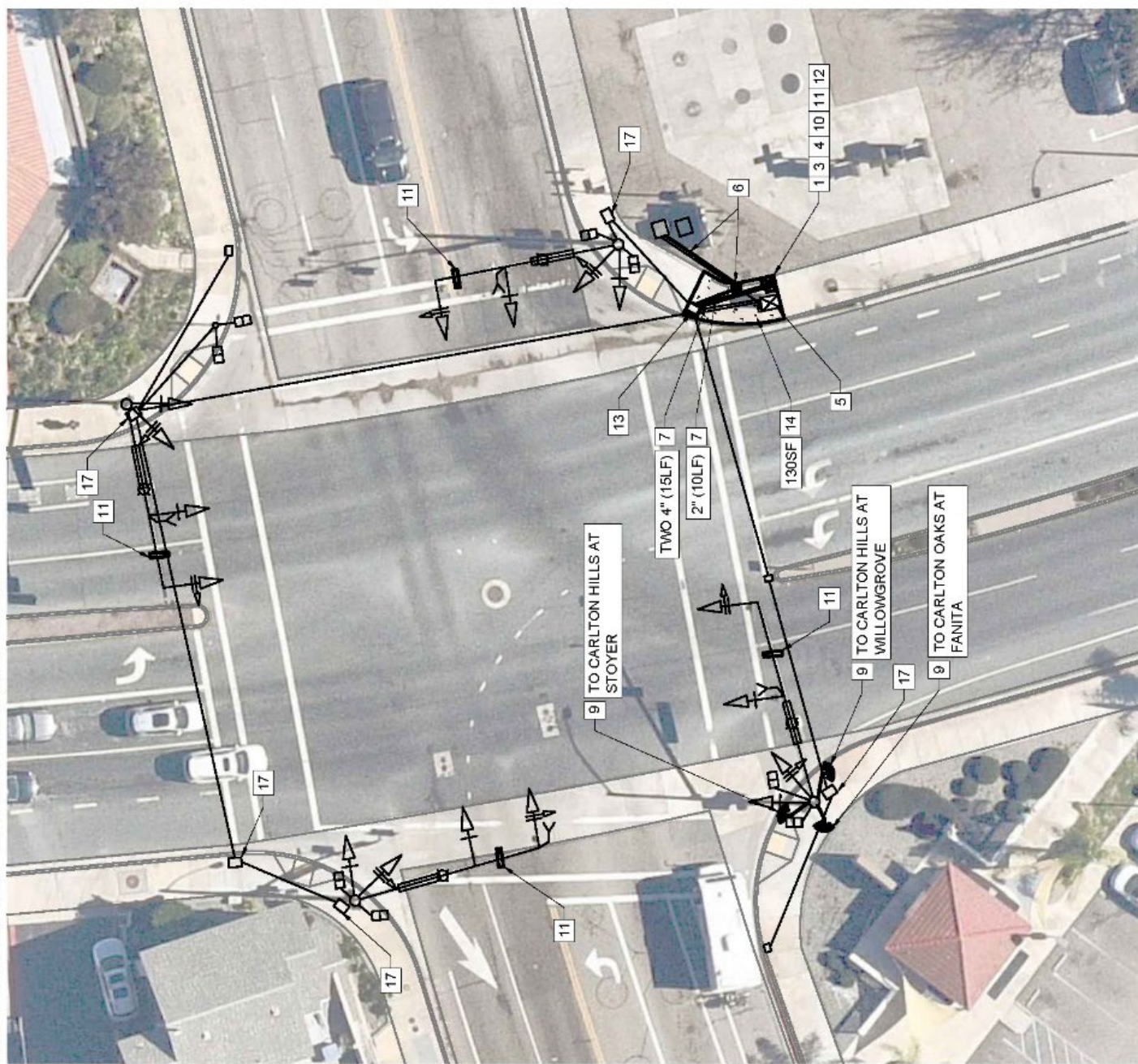
# CONSTRUCTION NOTES

1. Install City supplied 332L cabinet with new contractor supplied ethernet switch
2. Install PR Base adapter.
3. Install new 332L cabinet foundation.
4. Install new City supplied battery backup cabinet and Contractor furnished battery backup system
5. Demolish existing traffic signal foundation a minimum of 18" below grade
6. Install new City supplied Type III-BF meter service cabinet, foundation and SDG&E conduit.
7. Install conduit, size noted on plans
8. Rewire traffic signal
9. Install new wireless radio
10. Install new Audible Pedestrian System and buttons. Adjust buttons to correct height as needed.
11. Install NoTraffic vehicle detection system. Note (\*) denotes no existing camera unit.
12. Install ethernet switch
13. Remove/replace/install new traffic signal pullbox.
14. Remove/replace/install concrete sidewalk per SDRSD G-7.
15. Replace/install pedestrian ramp per SDRSD G-27A.
16. Restripe intersection crosswalks, stop bars and arrow. Remove conflicting striping.
17. Grout existing pullbox
18. Modify traffic signal: relocate traffic signal pole.
19. Modify traffic signal: install a new signal head.

SCALE 1:30



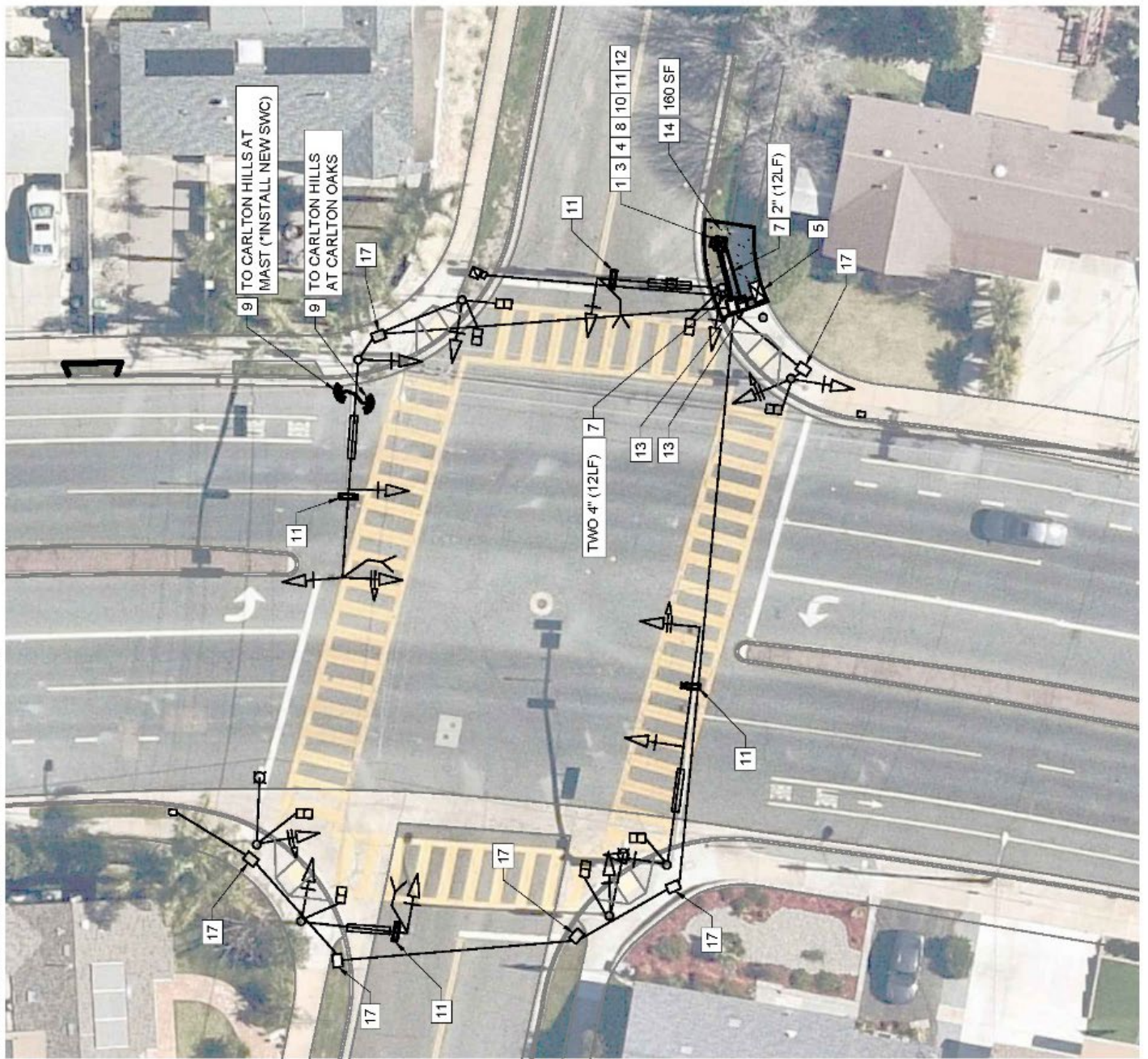
# CARLTON HILLS BLVD AT CARLTON OAKS DR



## CONSTRUCTION NOTES

1. Install City supplied 332L cabinet with new contractor supplied ethernet switch
2. Install PR Base adapter.
3. Install new 332L cabinet foundation.
4. Install new City supplied battery backup cabinet and Contractor furnished battery backup system
5. Demolish existing traffic signal foundation a minimum of 18" below grade
6. Install new City supplied Type III-BF meter service cabinet, foundation and SDG&E conduit.
7. Install conduit, size noted on plans
8. Rewire traffic signal
9. Install new wireless radio
10. Install new Audible Pedestrian System and buttons. Adjust buttons to correct height as needed.
11. Install NoTraffic vehicle detection system. Note (\*) denotes no existing camera unit.
12. Install ethernet switch
13. Remove/replace/install new traffic signal pulbox.
14. Remove/replace/install concrete sidewalk per SDRSD G-7.
15. Replace/install pedestrian ramp per SDRSD G-27A.
16. Restripe intersection crosswalks, stop bars and arrow. Remove conflicting striping.
17. Grout existing pulbox
18. Modify traffic signal: relocate traffic signal pole.
19. Modify traffic signal: install a new signal head.



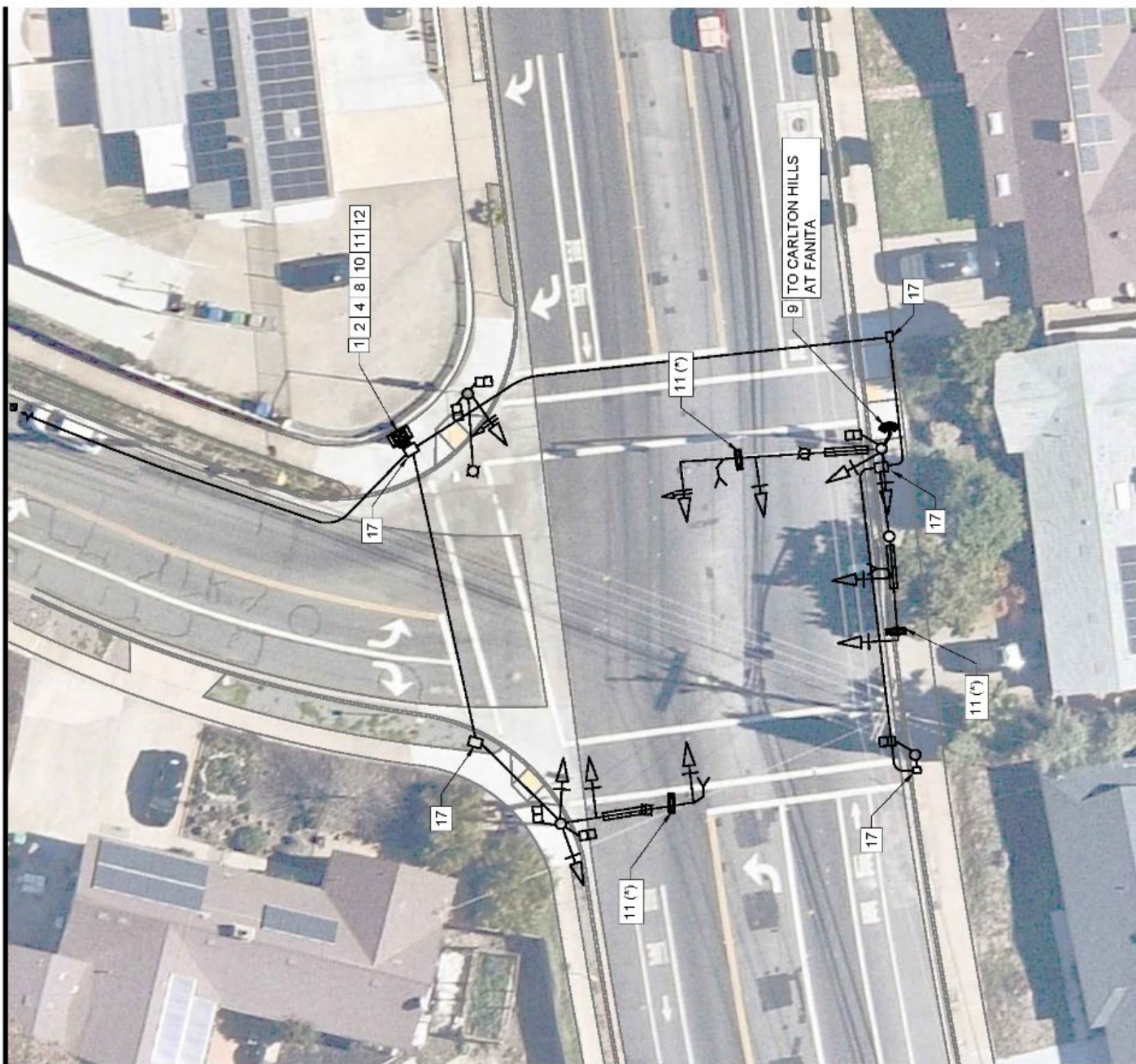


# CONSTRUCTION NOTES

1. Install City supplied 332L cabinet with new contractor supplied ethernet switch
2. Install PR Base adapter.
3. Install new 332L cabinet foundation.
4. Install new City supplied battery backup cabinet and Contractor furnished battery backup system
5. Demolish existing traffic signal foundation a minimum of 18" below grade
6. Install new City supplied Type III-BF meter service cabinet, foundation and SDG&E conduit.
7. Install conduit, size noted on plans
8. Rewire traffic signal
9. Install new wireless radio
10. Install new Audible Pedestrian System and buttons. Adjust buttons to correct height as needed.
11. Install NoTraffic vehicle detection system. Note (\*) denotes no existing camera unit.
12. Install ethernet switch
13. Remove/replace/install new traffic signal pullbox.
14. Remove/replace/install concrete sidewalk per SDRSD G-7.
15. Replace/install pedestrian ramp per SDRSD G-27A.
16. Restripe intersection crosswalks, stop bars and arrow. Remove conflicting striping.
17. Grout existing pullbox
18. Modify traffic signal: relocate traffic signal pole.
19. Modify traffic signal: install a new signal head.



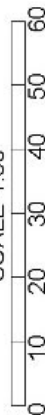
# CARLTON OAKS DR AT PEBBLE BEACH DR

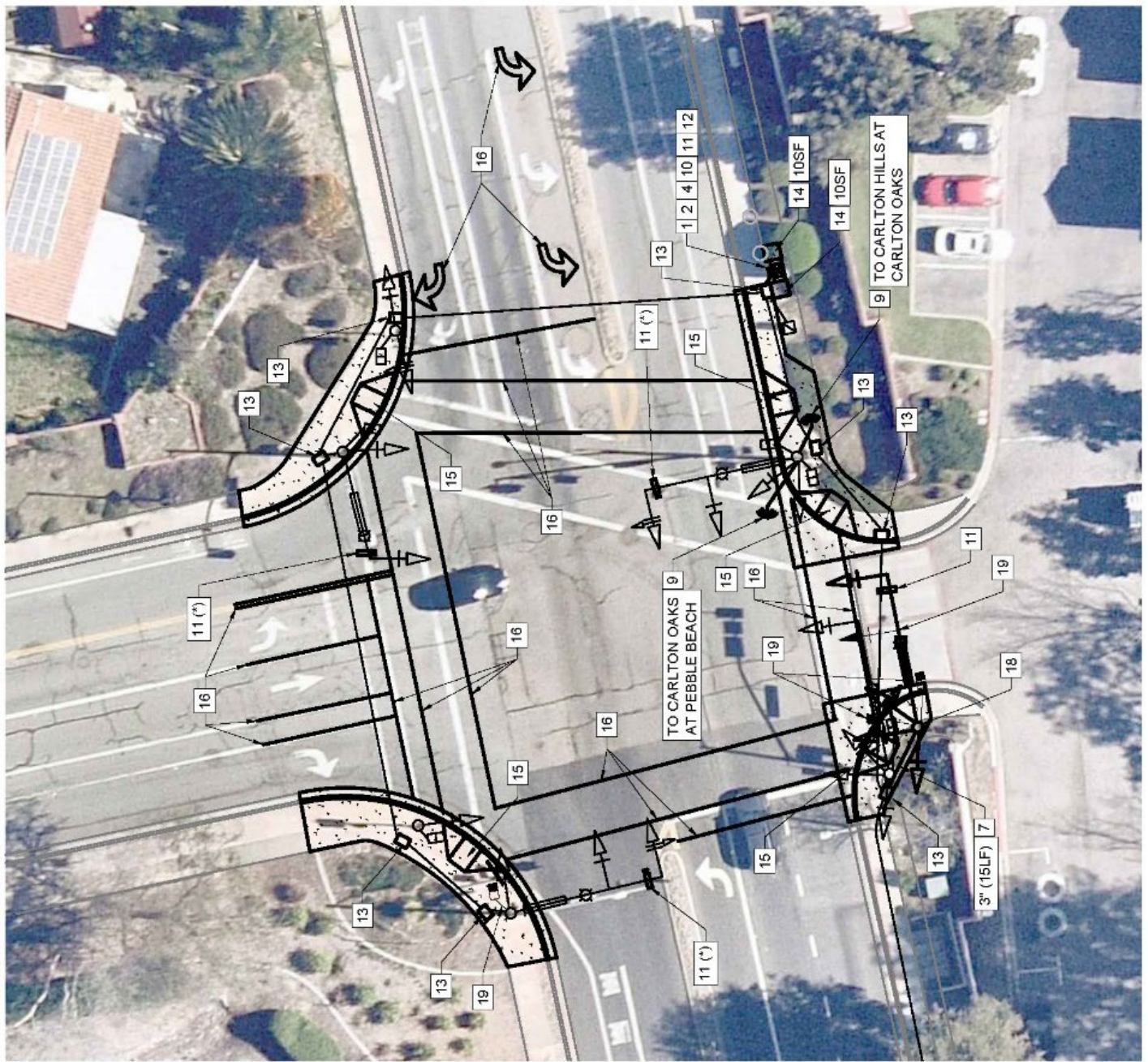


## CONSTRUCTION NOTES

1. Install City supplied 332L cabinet with new contractor supplied ethernet switch
2. Install PR Base adapter.
3. Install new 332L cabinet foundation.
4. Install new City supplied battery backup cabinet and Contractor furnished battery backup system
5. Demolish existing traffic signal foundation a minimum of 18" below grade
6. Install new City supplied Type III-BF meter service cabinet, foundation and SDG&E conduit.
7. Install conduit, size noted on plans
8. Rewire traffic signal
9. Install new wireless radio
10. Install new Audible Pedestrian System and buttons. Adjust buttons to correct height as needed.
11. Install NoTraffic vehicle detection system. Note (\*) denotes no existing camera unit
12. Install ethernet switch
13. Remove/replace/install new traffic signal pulbox.
14. Remove/replace/install concrete sidewalk per SDRSD G-7.
15. Replace/install pedestrian ramp per SDRSD G-27A.
16. Restripe intersection crosswalks, stop bars and arrow. Remove conflicting striping.
17. Grout existing pulbox
18. Modify traffic signal: relocate traffic signal pole.
19. Modify traffic signal: install a new signal head.

SCALE 1:30

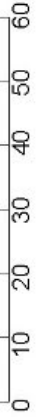


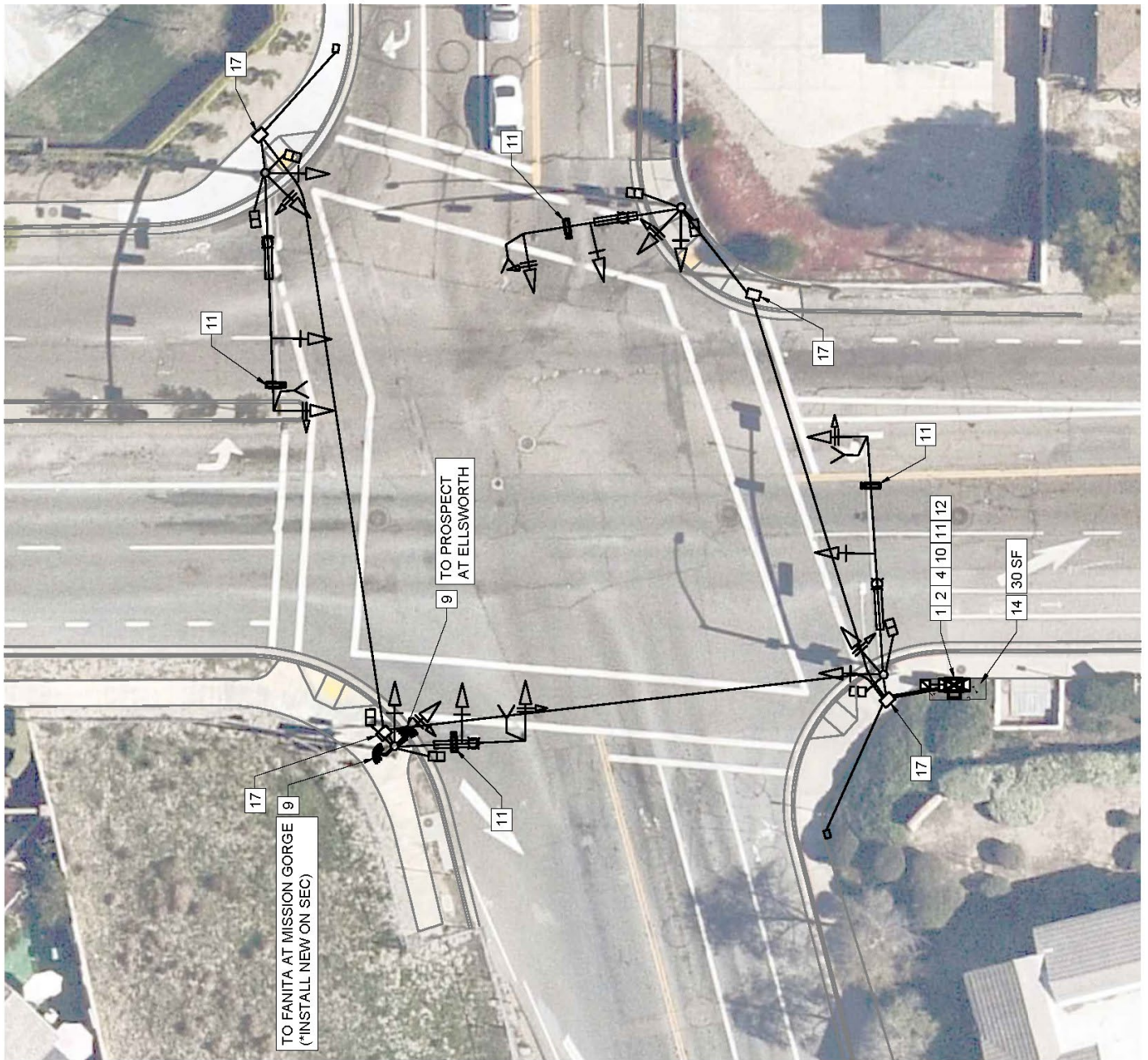


# CONSTRUCTION NOTES

1. Install City supplied 332L cabinet with new contractor supplied ethernet switch
2. Install PR Base adapter.
3. Install new 332L cabinet foundation.
4. Install new City supplied battery backup cabinet and Contractor furnished battery backup system
5. Demolish existing traffic signal foundation a minimum of 18" below grade
6. Install new City supplied Type III-BF meter service cabinet, foundation and SDG&E conduit.
7. Install conduit, size noted on plans
8. Rewire traffic signal
9. Install new wireless radio
10. Install new Audible Pedestrian System and buttons. Adjust buttons to correct height as needed.
11. Install NoTraffic vehicle detection system. Note (\*) denotes no existing camera unit.
12. Install ethernet switch
13. Remove/replace/install new traffic signal pullbox.
14. Remove/replace/install concrete sidewalk per SDRSD G-7.
15. Replace/install pedestrian ramp per SDRSD G-27A.
16. Restripe intersection crosswalks, stop bars and arrow. Remove conflicting striping.
17. Grout existing pullbox
18. Modify traffic signal: relocate traffic signal pole.
19. Modify traffic signal: install a new signal head.

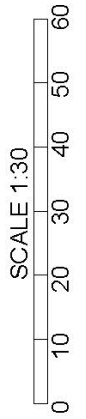
SCALE 1:30





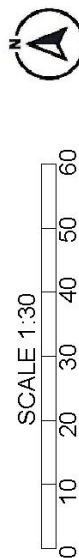
# CONSTRUCTION NOTES

1. Install City supplied 332L cabinet with new contractor supplied ethernet switch
2. Install PR Base adapter.
3. Install new 332L cabinet foundation.
4. Install new City supplied battery backup cabinet and Contractor furnished battery backup system
5. Demolish existing traffic signal foundation a minimum of 18" below grade
6. Install new City supplied Type III-BF meter service cabinet, foundation and SDG&E conduit.
7. Install conduit, size noted on plans
8. Rewire traffic signal
9. Install new wireless radio
10. Install new Audible Pedestrian System and buttons. Adjust buttons to correct height as needed.
11. Install NoTraffic vehicle detection system. Note (\*) denotes no existing camera unit.
12. Install ethernet switch
13. Remove/replace/install new traffic signal pulbox.
14. Remove/replace/install concrete sidewalk per SDRSD G-7.
15. Replace/install pedestrian ramp per SDRSD G-27A.
16. Restripe intersection crosswalks, stop bars and arrow. Remove conflicting striping.
17. Grout existing pulbox
18. Modify traffic signal: relocate traffic signal pole.
19. Modify traffic signal: install a new signal head.

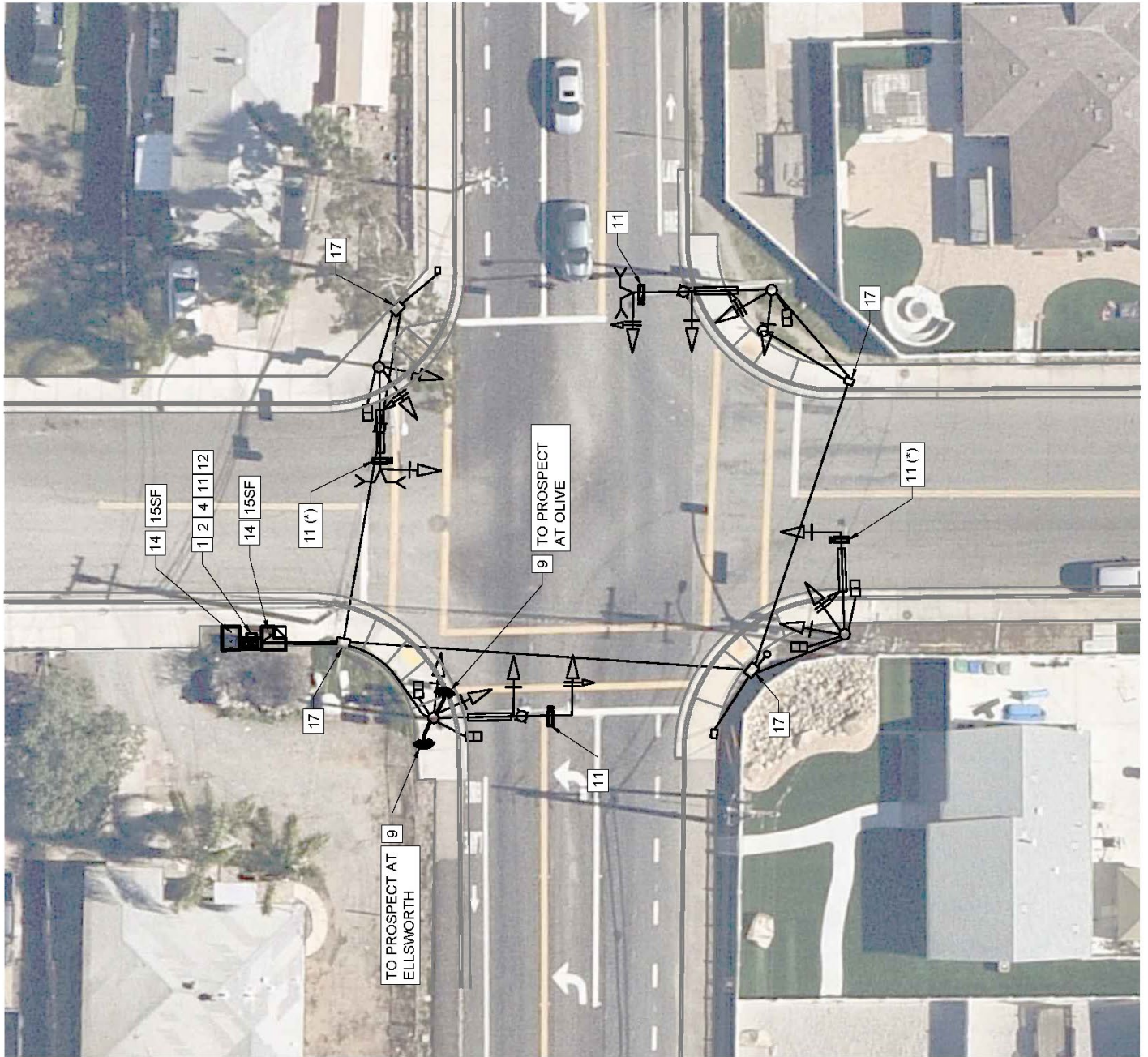


This diagram is an aerial photograph of a street intersection with a technical overlay. The overlay consists of a network of lines and nodes, with labels 1, 2, 4, 8, 11, 12, 14, 15 SF, 17, and 11 (\*). Arrows indicate directions, and text boxes specify 'TO PROSPECT AT FANITA' and 'TO PROSPECT AT ATLAS VIEW'.

1. Install City supplied 322L cabinet with new contractor supplied ethernet switch
2. Install PR Base adapter.
3. Install new 322L cabinet foundation.
4. Install new City supplied battery backup cabinet and Contractor furnished battery backup system
5. Demolish existing traffic signal foundation a minimum of 18" below grade
6. Install new City supplied Type III-BF meter service cabinet, foundation and SDG&E conduit.
7. Install conduit, size noted on plans
8. Rewire traffic signal
9. Install new wireless radio
10. Install new Audible Pedestrian System and buttons. Adjust buttons to correct height as needed.
11. Install No Traffic vehicle detection system. Note (\*) denotes no existing camera unit.
12. Install ethernet switch
13. Remove/replace/install new traffic signal pulbox.
14. Remove/replace/install concrete sidewalk per SDRSD G-7.
15. Replace/install pedestrian ramp per SDRSD G-27A.
16. Restripe intersection crosswalks, stop bars and arrow. Remove conflicting striping.
17. Grout existing pulbox
18. Modify traffic signal: relocate traffic signal pole.
19. Modify traffic signal: install a new signal head.



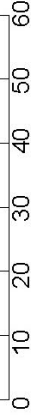
# PROSPECT AVE AT ATLAS VIEW DR

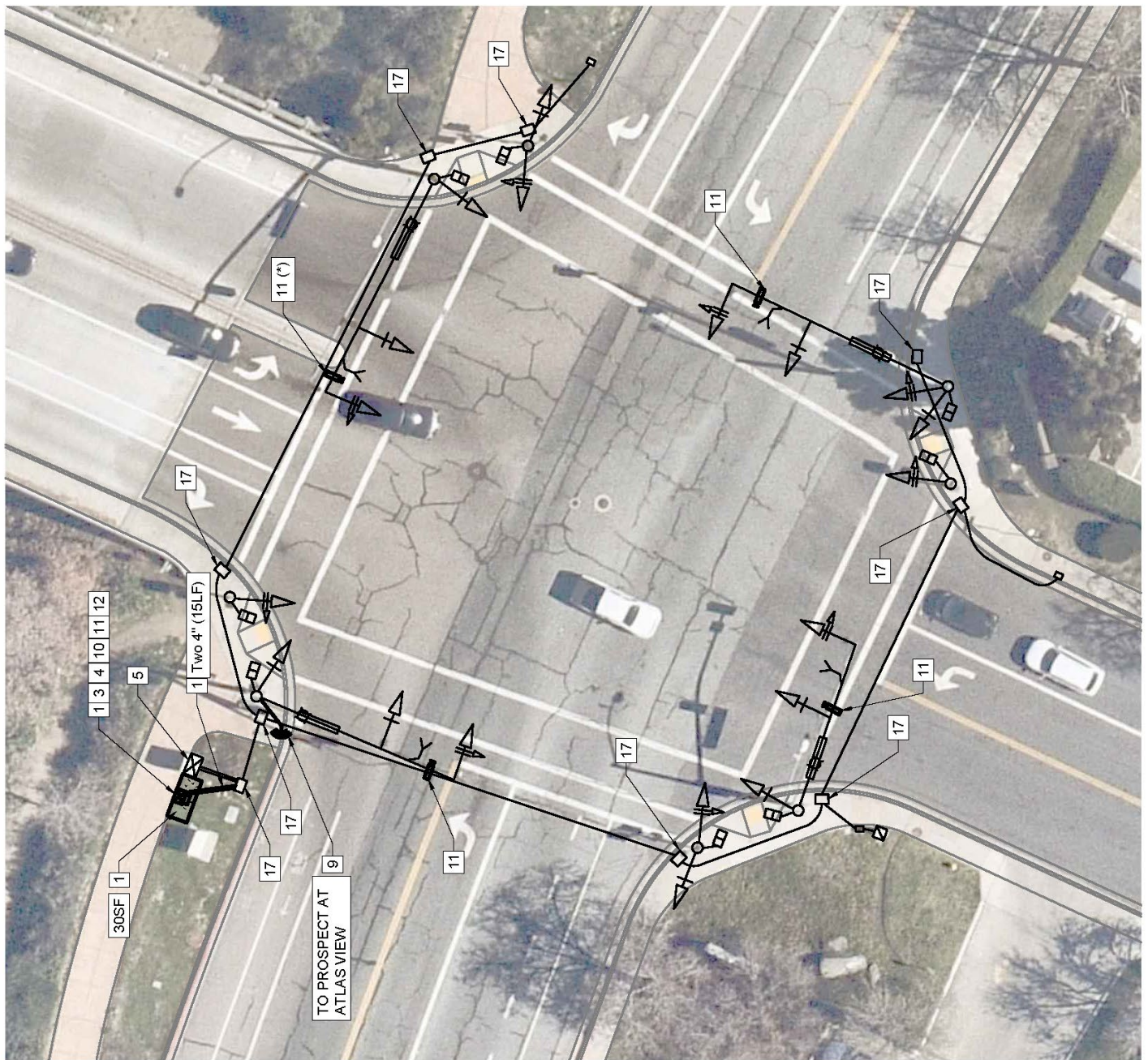


## CONSTRUCTION NOTES

1. Install City supplied 332L cabinet with new contractor supplied ethernet switch
2. Install PR Base adapter.
3. Install new 332L cabinet foundation.
4. Install new City supplied battery backup cabinet and Contractor furnished battery backup system
5. Demolish existing traffic signal foundation a minimum of 18" below grade
6. Install new City supplied Type III-BF meter service cabinet, foundation and SDG&E conduit.
7. Install conduit, size noted on plans
8. Rewire traffic signal
9. Install new wireless radio
10. Install new Audible Pedestrian System and buttons. Adjust buttons to correct height as needed.
11. Install NoTraffic vehicle detection system. Note (\*) denotes no existing camera unit.
12. Install ethernet switch
13. Remove/replace/install new traffic signal pulbox.
14. Remove/replace/install concrete sidewalk per SDRSD G-7.
15. Replace/install pedestrian ramp per SDRSD G-27A.
16. Restripe intersection crosswalks, stop bars and arrow. Remove conflicting striping.
17. Grout existing pulbox
18. Modify traffic signal: relocate traffic signal pole.
19. Modify traffic signal: install a new signal head.

SCALE 1:30





# CONSTRUCTION NOTES

1. Install City supplied 332L cabinet with new contractor supplied ethernet switch
2. Install PR Base adapter.
3. Install new 332L cabinet foundation.
4. Install new City supplied battery backup cabinet and Contractor furnished battery backup system
5. Demolish existing traffic signal foundation a minimum of 18" below grade
6. Install new City supplied Type III-BF meter service cabinet, foundation and SDG&E conduit.
7. Install conduit, size noted on plans
8. Rewire traffic signal
9. Install new wireless radio
10. Install new Audible Pedestrian System and buttons. Adjust buttons to correct height as needed.
11. Install NoTraffic vehicle detection system. Note (\*) denotes no existing camera unit.
12. Install ethernet switch
13. Remove/replace/install new traffic signal pulbox.
14. Remove/replace/install concrete sidewalk per SDRSD G-7.
15. Replace/install pedestrian ramp per SDRSD G-27A.
16. Restripe intersection crosswalks, stop bars and arrow. Remove conflicting striping.
17. Grout existing pulbox
18. Modify traffic signal: relocate traffic signal pole.
19. Modify traffic signal: install a new signal head.





## CONSTRUCTION NOTES

1. Install City supplied 332L cabinet with new contractor supplied ethernet switch
2. Install PR Base adapter.
3. Install new 332L cabinet foundation.
4. Install new City supplied battery backup cabinet and Contractor furnished battery backup system
5. Demolish existing traffic signal foundation a minimum of 18" below grade
6. Install new City supplied Type III-BF meter service cabinet, foundation and SDG&E conduit.
7. Install conduit, size noted on plans
8. Rewire traffic signal
9. Install new wireless radio
10. Install new Audible Pedestrian System and buttons. Adjust buttons to correct height as needed.
11. Install No Traffic vehicle detection system. Note (\*) denotes no existing camera unit.
12. Install ethernet switch
13. Remove/replace/install new traffic signal pulbox.
14. Remove/replace/install concrete sidewalk per SDRSD G-7.
15. Replace/install pedestrian ramp per SDRSD G-27A.
16. Restripe intersection crosswalks, stop bars and arrow. Remove conflicting striping.
17. Grout existing pulbox
18. Modify traffic signal: relocate traffic signal pole.
19. Modify traffic signal: install a new signal head.

SCALE 1:30



# CITY OF SANTEE

## REQUEST FOR BIDS



### BID SUBMITTAL PACKAGE

FOR

### TRAFFIC SIGNAL AND COMMUNICATIONS UPGRADE ISOLATED LOCATIONS

**CIP 2023-09**

**PROJECT NUMBER: CIP 2023-09**

**BID OPENING DATE: June 10, 2025 at 1:00PM**

*THIS PACKAGE CONTAINS THE DOCUMENTS REQUIRED TO BE SUBMITTED AT THE TIME OF BID AS THE BIDDERS RESPONSE TO THE CITY'S NOTICE INVITING BIDS. THIS PACKAGE IS TO BE REMOVED FROM THE BID DOCUMENTS, STAPLED, AND SUBMITTED IN A SEALED ENVELOPE WITH THE BIDDERS CONTACT INFORMATION LABELED.*

City of Santee  
10601 Magnolia Avenue • Santee, CA 92071  
(619) 258-4100  
[www.CityofSanteeCA.gov](http://www.CityofSanteeCA.gov)



## BIDDERS CHECK LIST

THE FOLLOWING DOCUMENTS MUST BE SUBMITTED TO COMPRISE A COMPLETE BID.

- \_\_\_\_\_ Submitted in a Sealed Envelope Bearing the name of the bidder, the bidder's address, the name of the project for which the bid is submitted and appropriate State Contractor's license designation held by the bidder
- \_\_\_\_\_ Acknowledgement on the Information Required of Bidder or attachment of any addendum to the bid that is issued prior to the bid opening
- \_\_\_\_\_ Proposal
- \_\_\_\_\_ Bid Schedule
- \_\_\_\_\_ Signature Sheet (must be signed and notarized)
- \_\_\_\_\_ Bid Bond (must be signed, notarized, with Surety's Power of Attorney)
- \_\_\_\_\_ Information Required of Bidder
- \_\_\_\_\_ Designation of Subcontractors
- \_\_\_\_\_ Public Works Contractors Registration Certification
- \_\_\_\_\_ Guarantee
- \_\_\_\_\_ Non-Collusion Affidavit (must be signed and notarized)
- \_\_\_\_\_ CARB Fleet Compliance Certification

THE FOLLOWING SAMPLE DOCUMENTS ARE FOR INFORMATION ONLY AND WILL ONLY BE COMPLETED BY THE SUCCESSFUL BIDDER.

Contract Agreement

Performance Bond

Payment Bond (Labor and Material Bond)

Workers Compensation Insurance Declaration

**PROPOSAL**

**FOR**

**Traffic Signal and Communications Upgrade - Isolated Locations  
CIP 2023-09**

FROM:

Name of Bidder: \_\_\_\_\_

Contact Name: \_\_\_\_\_

Business Address: \_\_\_\_\_

Telephone No.: \_\_\_\_\_

Fax No.: \_\_\_\_\_

Email: \_\_\_\_\_

License No.: \_\_\_\_\_ Class(es) \_\_\_\_\_

Expiration Date: \_\_\_\_\_

DIR Registration No.: \_\_\_\_\_

TO:

CITY OF SANTEE  
The Honorable Mayor and  
Members of the City Council

Pursuant to your Notice Inviting Sealed Bids on proposals for:

**Traffic Signal and Communications Upgrade - Isolated Locations  
CIP 2023-09**

The undersigned, as bidder, declares that he has carefully examined the location of the proposed work; that he has carefully examined the Plans and Specifications; and read the accompanying information for Bidders; and hereby proposes to furnish all materials, machinery, tools, labor and services, and do all the work necessary to complete the project in accordance with said Plans, Specifications and Special Provisions, at the following prices:

## BID SCHEDULE

### Traffic Signal and Communications Upgrade - Isolated Locations CIP 2023-09

The estimated quantities and total cost herein set forth are for the purpose of comparison of bids only, and final payment will be made upon the basis of actual quantities and unit prices bid. The City reserves the right to vary these quantities by up to 25-percent without renegotiating the item unit prices.

BASE BID					
No.	Description	Quantity	Unit	Unit Price	Total
1	Mobilization	1	LS	\$	\$
2	Water Pollution Control	1	LS	\$	\$
3	Traffic Control	1	LS	\$	\$
4	Traffic Signal 332L Cabinet (City Supplied)	10	EA	\$	\$
5	PR Adapter	5	EA	\$	\$
6	Traffic Signal 332L Cabinet Foundation	5	EA	\$	\$
7	Demo existing cabinet foundation	5	EA	\$	\$
8	BBS System (Cabinet City supplied)	10	EA	\$	\$
9	Service Enclosure (Cabinet City supplied)	1	EA	\$	\$
10	Rewire Intersection	3	EA	\$	\$
11	Vehicle Detection System	10	EA	\$	\$
12	Pedestrian Push Button System	8	EA	\$	\$
13	Wireless Interconnect Radio	22	EA	\$	\$
14	Ethernet Switch	10	EA	\$	\$
15	Conduit	161	LF	\$	\$
16	Pull Box	13	EA	\$	\$
17	Grout Existing Pull box	50	EA	\$	\$
18	Modify Traffic Signal	1	LS	\$	\$
19	Concrete Sidewalk and Pads	610	SF	\$	\$
20	Pedestrian Ramp	7	EA	\$	\$
21	Striping	1	LS	\$	\$
<b>Total Base Bid</b>				\$	

## SIGNATURE SHEET

### Traffic Signal and Communications Upgrade - Isolated Locations CIP 2023-09

The undersigned agrees that all of the work included in the Proposal shall be completed in accordance with Section 6-3 of these Specifications. The undersigned further agrees that in case of default in executing the required Contract with necessary Bonds and Insurance within ten (10) working days, after having received notice that the Contract has been awarded, the proceeds of the check or bond accompanying his bid shall become property of the City of Santee. The undersigned also agrees that the statement of Contractor's license, class designation and expiration date is made under the penalty of perjury.

\*Bidder's Name: \_\_\_\_\_

Signatory's Name: \_\_\_\_\_ (Print)

Title: \_\_\_\_\_

Signature: \_\_\_\_\_

Date: \_\_\_\_\_

\*If an individual, so state. If a firm or partnership, state the firm name, and give the names and addresses of all individuals and/or copartners composing the firm. If a corporation, state the legal name of the corporation; also the names of the President, Secretary, Manager, and Treasurer thereof, with their business addresses:

\_\_\_\_\_  
\_\_\_\_\_

If a corporation, chartered under the laws of the State of \_\_\_\_\_

**\*NOTE: THE FOLLOWING NOTARIAL ACKNOWLEDGEMENTS OF EXECUTION  
BY CONTRACTOR MUST BE COMPLETED AND ATTACHED.**

# Notary Acknowledgment

A notary public or other officer completing this certificate verifies only the identity of the individual who signed the document to which this certificate is attached, and not the truthfulness, accuracy, or validity of that document.

STATE OF CALIFORNIA

COUNTY OF \_\_\_\_\_

On \_\_\_\_\_, 20\_\_\_\_, before me, \_\_\_\_\_, Notary Public, personally  
Date Name And Title Of Officer (e.g. "Jane Doe, Notary Public")  
appeared \_\_\_\_\_, who proved to me on the basis of satisfactory  
Name(s) of Signer(s)

evidence to be the person(s) whose name(s) is/are subscribed to the within instrument and acknowledged to me that he/she/they executed the same in his/her/their authorized capacity(ies), and that by his/her/their signature(s) on the instrument the person(s), or the entity upon behalf of which the person(s) acted, executed the instrument.

I certify under PENALTY OF PERJURY under the laws of the State of California that the foregoing paragraph is true and correct.

WITNESS my hand and official seal.

Place Notary Seal Above

\_\_\_\_\_  
Signature of Notary Public

## OPTIONAL

*Though the information below is not required by law, it may prove valuable to persons relying on the document and could prevent fraudulent removal and reattachment of this form to another document.*

### CAPACITY CLAIMED BY SIGNER

### DESCRIPTION OF ATTACHED DOCUMENT

- ☐ Individual  
☐ Corporate Officer

\_\_\_\_\_  
Title(s)  
☐ Partner(s) ☐ Limited  
☐ General

- ☐ Attorney-In-Fact  
☐ Trustee(s)  
☐ Guardian/Conservator  
☐ Other:

Signer is representing:  
Name Of Person(s) Or Entity(ies)

\_\_\_\_\_  
\_\_\_\_\_  
\_\_\_\_\_

\_\_\_\_\_  
Title or Type of Document

\_\_\_\_\_  
Number of Pages

\_\_\_\_\_  
Date of Document

\_\_\_\_\_  
Signer(s) Other Than Named Above

**BID BOND**

**FOR**

**Traffic Signal and Communications Upgrade - Isolated Locations  
CIP 2023-09**

**KNOW ALL PERSONS BY THESE PRESENTS** that: \_\_\_\_\_,  
\_\_\_\_\_, as Contractor, and  
\_\_\_\_\_, as Surety,  
are held firmly bound unto the City of Santee, a Municipal Corporation, herein after called  
City, in the sum of: \_\_\_\_\_  
\_\_\_\_\_(\$\_\_\_\_\_)Dollars,  
(not less than ten percent of the total amount of the bid), for the payment of which sum  
well and truly to be made, we bind ourselves, our heirs, executors, administrators,  
successors, and assigned, jointly and severally, firmly by these presents.

WHEREAS, said Contractor has submitted a bid to said City to perform all work required  
under the Bid Schedule for:

**Traffic Signal and Communications Upgrade - Isolated Locations  
CIP 2023-09**

NOW, THEREFORE, if said Contractor is awarded a Contract by said City and, within  
the time and in the manner required under the heading "Information for Bidders" bound  
with said Specifications, enters into a written Contracts in the form of the Agreement  
bound with said Specifications, and furnishes the required bonds, one to guarantee  
faithful performance and the other to guarantee payment for material and labor, and the  
required insurance certificates, then this obligation shall be null and void, otherwise it shall  
remain in full force and effect. In the event suit is brought upon this bond by said City and  
judgment is recovered, said Surety shall pay all costs incurred by said City in such suit,  
including a reasonable attorney's fee to be fixed by the court.

\*SIGNED AND SEALED, this \_\_\_\_ day of \_\_\_\_\_, 20\_\_.

Contractor:

SURETY

By: \_\_\_\_\_  
Signature

By: \_\_\_\_\_  
Signature

**\*NOTE: THE FOLLOWING NOTARIAL ACKNOWLEDGEMENTS OF EXECUTION  
BY CONTRACTOR AND SURETY MUST BE COMPLETED AND  
ATTACHED. THE SURETY'S POWER OF ATTORNEY MUST ALSO BE  
ATTACHED.**

**BID BOND  
(Continued)**

**Contractor:**

**Notary Acknowledgment**

A notary public or other officer completing this certificate verifies only the identity of the individual who signed the document to which this certificate is attached, and not the truthfulness, accuracy, or validity of that document.

STATE OF CALIFORNIA  
COUNTY OF \_\_\_\_\_

On \_\_\_\_\_, 20\_\_\_\_, before me, \_\_\_\_\_, Notary Public, personally  
Date Name And Title Of Officer (e.g. "Jane Doe, Notary Public")  
appeared \_\_\_\_\_, who proved to me on the basis of satisfactory  
Name(s) of Signer(s)

evidence to be the person(s) whose name(s) is/are subscribed to the within instrument and acknowledged to me that he/she/they executed the same in his/her/their authorized capacity(ies), and that by his/her/their signature(s) on the instrument the person(s), or the entity upon behalf of which the person(s) acted, executed the instrument.

I certify under PENALTY OF PERJURY under the laws of the State of California that the foregoing paragraph is true and correct.

WITNESS my hand and official seal.

Place Notary Seal Above

\_\_\_\_\_  
Signature of Notary Public

**OPTIONAL**

*Though the information below is not required by law, it may prove valuable to persons relying on the document and could prevent fraudulent removal and reattachment of this form to another document.*

**CAPACITY CLAIMED BY SIGNER**

**DESCRIPTION OF ATTACHED DOCUMENT**

- ☐ Individual  
☐ Corporate Officer

\_\_\_\_\_  
Title(s)

- ☐ Partner(s) ☐ Limited  
☐ General

- ☐ Attorney-In-Fact  
☐ Trustee(s)  
☐ Guardian/Conservator  
☐ Other:

Signer is representing:  
Name Of Person(s) Or Entity(ies)

\_\_\_\_\_  
\_\_\_\_\_  
\_\_\_\_\_

\_\_\_\_\_  
Title or Type of Document

\_\_\_\_\_  
Number of Pages

\_\_\_\_\_  
Date of Document

\_\_\_\_\_  
Signer(s) Other Than Named Above

**BID BOND  
(Continued)**

**Surety:**

**Notary Acknowledgment**

A notary public or other officer completing this certificate verifies only the identity of the individual who signed the document to which this certificate is attached, and not the truthfulness, accuracy, or validity of that document.

STATE OF CALIFORNIA

COUNTY OF \_\_\_\_\_

On \_\_\_\_\_, 20\_\_\_\_, before me, \_\_\_\_\_, Notary Public, personally  
Date Name And Title Of Officer (e.g. "Jane Doe, Notary Public")  
appeared \_\_\_\_\_, who proved to me on the basis of satisfactory  
Name(s) of Signer(s)

evidence to be the person(s) whose name(s) is/are subscribed to the within instrument and acknowledged to me that he/she/they executed the same in his/her/their authorized capacity(ies), and that by his/her/their signature(s) on the instrument the person(s), or the entity upon behalf of which the person(s) acted, executed the instrument.

I certify under PENALTY OF PERJURY under the laws of the State of California that the foregoing paragraph is true and correct.

WITNESS my hand and official seal.

Place Notary Seal Above

\_\_\_\_\_  
Signature of Notary Public

**OPTIONAL**

*Though the information below is not required by law, it may prove valuable to persons relying on the document and could prevent fraudulent removal and reattachment of this form to another document.*

**CAPACITY CLAIMED BY SIGNER**

**DESCRIPTION OF ATTACHED DOCUMENT**

- ☐ Individual  
☐ Corporate Officer

\_\_\_\_\_  
Title(s)  
☐ Partner(s) ☐ Limited  
☐ General

- ☐ Attorney-In-Fact  
☐ Trustee(s)  
☐ Guardian/Conservator  
☐ Other:

Signer is representing:  
Name Of Person(s) Or Entity(ies)

\_\_\_\_\_  
\_\_\_\_\_

\_\_\_\_\_  
Title or Type of Document

\_\_\_\_\_  
Number of Pages

\_\_\_\_\_  
Date of Document

\_\_\_\_\_  
Signer(s) Other Than Named Above

*(Attach Surety's Power of Attorney)*

## INFORMATION REQUIRED OF BIDDER

### Traffic Signal and Communications Upgrade - Isolated Locations CIP 2023-09

The City expressly reserves the right to reject the bid of any bidder who, upon investigation, has been determined to fail to complete similar contracts in a timely fashion or in a satisfactory manner. Such rejection would, if applicable, be based upon the principle that the bidder is "non-responsible" and poses a substantial risk of being unable to complete the work in a cost-effective, professional and timely manner.

In performing the above-described responsibility determination, the City reserves the right to utilize all possible sources of information in making its determination, including but not limited to: inquiries to regulatory State Boards and agencies; Dun and Bradstreet credit reports, inquiries to companies and public entities for which the Contractor has previously performed work, reference checks and examination of all public records.

1. Contractor shall acknowledge the receipt of all addenda's as received, by listing them here: \_\_\_\_\_, \_\_\_\_\_, \_\_\_\_\_, \_\_\_\_\_, \_\_\_\_\_. (Check for none ☐)
2. Number of years' experience as a Contractor in construction work: \_\_\_\_\_
3. List the name of the person from your firm who inspected the proposed work site.  
Name: \_\_\_\_\_ Date of Inspection: \_\_\_\_\_
4. List at least three similar projects completed as of recent date:
  - 1) Contract Amount: \_\_\_\_\_  
Type of Work: \_\_\_\_\_  
Date Completed: \_\_\_\_\_  
Owners Information:  
Name: \_\_\_\_\_  
Phone: \_\_\_\_\_  
Email: \_\_\_\_\_
  - 2) Contract Amount: \_\_\_\_\_  
Type of Work: \_\_\_\_\_  
Date Completed: \_\_\_\_\_  
Owners Information:  
Name: \_\_\_\_\_  
Phone: \_\_\_\_\_  
Email: \_\_\_\_\_
  - 3) Contract Amount: \_\_\_\_\_  
Type of Work: \_\_\_\_\_  
Date Completed: \_\_\_\_\_  
Owners Information:  
Name: \_\_\_\_\_

Phone: \_\_\_\_\_  
Email: \_\_\_\_\_

4) Contract Amount: \_\_\_\_\_  
Type of Work: \_\_\_\_\_  
Date Completed: \_\_\_\_\_  
Owners Information:  
Name: \_\_\_\_\_  
Phone: \_\_\_\_\_  
Email: \_\_\_\_\_

5) Contract Amount: \_\_\_\_\_  
Type of Work: \_\_\_\_\_  
Date Completed: \_\_\_\_\_  
Owners Information:  
Name: \_\_\_\_\_  
Phone: \_\_\_\_\_  
Email: \_\_\_\_\_

6) Contract Amount: \_\_\_\_\_  
Type of Work: \_\_\_\_\_  
Date Completed: \_\_\_\_\_  
Owners Information:  
Name: \_\_\_\_\_  
Phone: \_\_\_\_\_  
Email: \_\_\_\_\_

## DESIGNATION OF SUBCONTRACTORS

In compliance with the Subletting and Subcontracting Fair Practices Act of the Public Contract Code of the State of California, sections 4100 et seq., each bidder shall set forth below: (a) the name and the location of the place of business and (b) the portion of the work which will be done by each subcontractor who will perform work or labor or render service to the Contractor in or about the construction of the work in an amount in excess of one-half of one percent (1/2%) of the Contractor's Total Bid Price. Notwithstanding the foregoing, if the work involves streets and highways, then the Contractor shall list each subcontractor who will perform work or labor or render service to Contractor in or about the work in an amount in excess of one-half of one percent (1/2%) of the Contractor's total Bid Price or \$10,000, whichever is greater. No additional time shall be granted to provide the below requested information.

If no subcontractor is specified, for a portion of the work, the Contractor shall be deemed to have agreed that it is fully qualified to perform that Work, and that it shall perform that portion itself.

If no subcontractors meet the above requirements, and/or bidder is self-performing all work, check here ☐

List Subcontractors below:

- 1) Name: \_\_\_\_\_  
Address: \_\_\_\_\_  
\_\_\_\_\_  
Phone No.: \_\_\_\_\_  
License No.: \_\_\_\_\_ Expiration Date: \_\_\_\_\_  
DIR Registration No.: \_\_\_\_\_  
Work Type: \_\_\_\_\_  
Amount of Work by Subcontractor in Dollars \$ \_\_\_\_\_
- 2) Name: \_\_\_\_\_  
Address: \_\_\_\_\_  
\_\_\_\_\_  
Phone No.: \_\_\_\_\_  
License No.: \_\_\_\_\_ Expiration Date: \_\_\_\_\_  
DIR Registration No.: \_\_\_\_\_  
Work Type: \_\_\_\_\_  
Amount of Work by Subcontractor in Dollars \$ \_\_\_\_\_
- 3) Name: \_\_\_\_\_  
Address: \_\_\_\_\_  
\_\_\_\_\_  
Phone No.: \_\_\_\_\_  
License No.: \_\_\_\_\_ Expiration Date: \_\_\_\_\_  
DIR Registration No.: \_\_\_\_\_  
Work Type: \_\_\_\_\_  
Amount of Work by Subcontractor in Dollars \$ \_\_\_\_\_

- 4) Name: \_\_\_\_\_  
 Address: \_\_\_\_\_  
 \_\_\_\_\_  
 Phone No.: \_\_\_\_\_  
 License No.: \_\_\_\_\_ Expiration Date: \_\_\_\_\_  
 DIR Registration No.: \_\_\_\_\_  
 Work Type: \_\_\_\_\_  
 Amount of Work by Subcontractor in Dollars \$ \_\_\_\_\_
- 5) Name: \_\_\_\_\_  
 Address: \_\_\_\_\_  
 \_\_\_\_\_  
 Phone No.: \_\_\_\_\_  
 License No.: \_\_\_\_\_ Expiration Date: \_\_\_\_\_  
 DIR Registration No.: \_\_\_\_\_  
 Work Type: \_\_\_\_\_  
 Amount of Work by Subcontractor in Dollars \$ \_\_\_\_\_
- 6) Name: \_\_\_\_\_  
 Address: \_\_\_\_\_  
 \_\_\_\_\_  
 Phone No.: \_\_\_\_\_  
 License No.: \_\_\_\_\_ Expiration Date: \_\_\_\_\_  
 DIR Registration No.: \_\_\_\_\_  
 Work Type: \_\_\_\_\_  
 Amount of Work by Subcontractor in Dollars \$ \_\_\_\_\_

\*Use an additional sheet if needed

Bidders Name: \_\_\_\_\_

Signatory's Name: \_\_\_\_\_ (Print)

Title: \_\_\_\_\_

Signature: \_\_\_\_\_

Date: \_\_\_\_\_

## PUBLIC WORKS CONTRACTOR REGISTRATION CERTIFICATION

Pursuant to Labor Code sections 1725.5 and 1771.1, all contractors and subcontractors that wish to bid on, be listed in a bid proposal, or enter into a contract to perform public work must be registered with the Department of Industrial Relations. See <http://www.dir.ca.gov/Public-Works/PublicWorks.html> for additional information.

No bid will be accepted nor any contract entered into without proof of the contractor's and subcontractors' current registration with the Department of Industrial Relations to perform public work.

Bidder hereby certifies that it is aware of the registration requirements set forth in Labor Code sections 1725.5 and 1771.1 and is currently registered as a contractor with the Department of Industrial Relations.

Bidders Name: \_\_\_\_\_

DIR Registration Number: \_\_\_\_\_

Bidder further acknowledges:

1. Bidder shall maintain a current DIR registration for the duration of the project.
2. Bidder shall include the requirements of Labor Code sections 1725.5 and 1771.1 in its contract with subcontractors and ensure that all subcontractors are registered at the time of bid opening and maintain registration status for the duration of the project.
3. Failure to submit this form or comply with any of the above requirements may result in a finding that the bid is non-responsive.

Bidders Name: \_\_\_\_\_

Signatory's Name: \_\_\_\_\_ *(Print)*

Title: \_\_\_\_\_

Signature: \_\_\_\_\_

Date: \_\_\_\_\_

## GUARANTEE

To the City of Santee:

The undersigned guarantees the construction and installation of all work included in the following project:

### **Traffic Signal and Communications Upgrade - Isolated Locations CIP 2023-09**

Should any of the materials or equipment prove defective or should the work as a whole prove defective due to faulty workmanship, material furnished, or methods of installation, or should the work or any part thereof fail to operate properly as originally intended and in accordance with the plans and specifications due to any of the above causes all within twelve (12) months after the date on which this Contract is accepted by the Santee City Council, the undersigned agrees to reimburse the City upon demand for its expenses incurred in restoring said work to the condition contemplated in said project, including the cost of any such equipment or materials replaced and the cost of removing and replacing any other work necessary to make such replacement or repairs or upon demand by the City of Santee to replace any such material and to repair said work completely without cost to the City of Santee so that said work will function successfully as originally contemplated.

The City of Santee shall have the unqualified option to make any needed replacements or repairs itself or to have such replacements or repairs done by the undersigned. In the event the City of Santee elects to have said work performed by the undersigned, the undersigned agrees that the repairs shall be made and such materials as are necessary shall be furnished and installed within a reasonable time after the receipt of demand from the City of Santee. If the undersigned shall fail or refuse to comply with its obligations under this guaranty, The City of Santee shall be entitled to all costs and expenses, including attorneys' fees, reasonably incurred by reason of the said failure or refusal.

Bidders Name: \_\_\_\_\_

Signatory's Name: \_\_\_\_\_(Print)

Title: \_\_\_\_\_

Signature: \_\_\_\_\_

Date: \_\_\_\_\_

**CITY OF SANTEE  
PROPOSAL  
NON-COLLUSION AFFIDAVIT / DECLARATION**

**Traffic Signal and Communications Upgrade - Isolated Locations  
CIP 2023-09**

**(To be executed by Bidder and submitted with bid)**

State of California                    )  
  ) ss.  
County of \_\_\_\_\_)

I, \_\_\_\_\_, being first duly sworn, deposes and says that he is \_\_\_\_\_ of \_\_\_\_\_ the party making the attached bid; that the bid is not made in the interest of, or on behalf of, any undisclosed person, partnership, company, association, organization, or corporation; that the bid is genuine and not collusive or sham; that the bidder has not directly or indirectly induced or solicited any other bidder to put in a false or sham bid, and has not directly or indirectly colluded, conspired, connived, or agreed with any bidder or anyone else to put in a sham bid, or that anyone shall refrain from bidding; that the bidder has not in any manner, directly or indirectly, sought by agreement, communication, or conference with anyone to fix the bid price of the bid or any other bid, or to fix any overhead, profit, or cost element of the bid price, or of that of any other bid, or to secure any advantage against the public body awarding the contract of anyone interested in the proposed contract; that all statements contained in the bid are true; and, further, that the bidder has not, directly or indirectly, submitted his or her bid price or any breakdown thereof, or the contents thereof, or divulged information or data relative thereto, or paid, and will not pay, any fee to any corporation, partnership, company, association, organization, bid depository, or to any member or agent thereof to effectuate a collusive or sham bid.

I certify (or declare) under penalty of perjury under the laws of the State of California that the foregoing is true and correct.

Executed this \_\_\_\_\_ day of \_\_\_\_\_, 20\_\_ at \_\_\_\_\_, California.

Signature of Bidder \_\_\_\_\_

Print Name and Title \_\_\_\_\_

**\*NOTE: THE FOLLOWING NOTARIAL ACKNOWLEDGEMENTS OF EXECUTION BY CONTRACTOR MUST BE COMPLETED AND ATTACHED.**

**NON-COLLUSION AFFIDAVIT / DECLARATION  
(Continued)**

**Notary Acknowledgment**

A notary public or other officer completing this certificate verifies only the identity of the individual who signed the document to which this certificate is attached, and not the truthfulness, accuracy, or validity of that document.

STATE OF CALIFORNIA

COUNTY OF \_\_\_\_\_

On \_\_\_\_\_, 20\_\_\_\_, before me, \_\_\_\_\_, Notary Public, personally  
Date Name And Title Of Officer (e.g. "Jane Doe, Notary Public")  
appeared \_\_\_\_\_, who proved to me on the basis of satisfactory  
Name(s) of Signer(s)

evidence to be the person(s) whose name(s) is/are subscribed to the within instrument and acknowledged to me that he/she/they executed the same in his/her/their authorized capacity(ies), and that by his/her/their signature(s) on the instrument the person(s), or the entity upon behalf of which the person(s) acted, executed the instrument.

I certify under PENALTY OF PERJURY under the laws of the State of California that the foregoing paragraph is true and correct.

WITNESS my hand and official seal.

Place Notary Seal Above

\_\_\_\_\_  
Signature of Notary Public

**OPTIONAL**

*Though the information below is not required by law, it may prove valuable to persons relying on the document and could prevent fraudulent removal and reattachment of this form to another document.*

**CAPACITY CLAIMED BY SIGNER**

**DESCRIPTION OF ATTACHED DOCUMENT**

- ☐ Individual  
☐ Corporate Officer

\_\_\_\_\_  
Title(s)

- ☐ Partner(s)      ☐ Limited  
                         ☐ General

- ☐ Attorney-In-Fact  
☐ Trustee(s)  
☐ Guardian/Conservator  
☐ Other:

Signer is representing:  
Name Of Person(s) Or Entity(ies)

\_\_\_\_\_  
\_\_\_\_\_

\_\_\_\_\_  
Title or Type of Document

\_\_\_\_\_  
Number of Pages

\_\_\_\_\_  
Date of Document

\_\_\_\_\_  
Signer(s) Other Than Named Above

**CITY OF SANTEE  
PROPOSAL  
CARB FLEET COMPLIANCE CERTIFICATION**

**FLEET COMPLIANCE CERTIFICATION**

Contractor hereby acknowledges that they have reviewed the California Air Resources Board's policies, rules and regulations and are familiar with the requirements of Title 13, California Code of Regulations, Division 3, Chapter 9, effective on January 1, 2024 (the "Regulation"). Contractor hereby certifies, subject to penalty for perjury, that the option checked below relating to the Contractor's fleet, and/or that of their subcontractor(s) ("Fleet") is true and correct:

- ☐ The Fleet is subject to the requirements of the Regulation, and the appropriate Certificate(s) of Reported Compliance have been attached hereto.
- ☐ The Fleet is exempt from the Regulation under section 2449.1(f)(2), and a signed description of the subject vehicles, and reasoning for exemption has been attached hereto.
- ☐ Contractor and/or their subcontractor is unable to procure R99 or R100 renewable diesel fuel as defined in the Regulation pursuant to section 2449.1(f)(3). Contractor shall keep detailed records describing the normal refueling methods, their attempts to procure renewable diesel fuel and proof that shows they were not able to procure renewable diesel (i.e. third party correspondence or vendor bids).
- ☐ The Fleet is exempt from the requirements of the Regulation pursuant to section 2449(i)(4) because this Project has been deemed an Emergency, as defined under section 2449(c)(18). Contractor shall only operate the exempted vehicles in the emergency situation and records of the exempted vehicles must be maintained, pursuant to section 2449(i)(4).
- ☐ The Fleet does not fall under the Regulation or are otherwise exempted and a detailed reasoning is attached hereto.

Name of Contractor: \_\_\_\_\_

Signature: \_\_\_\_\_

Name: \_\_\_\_\_

Title: \_\_\_\_\_

Date: \_\_\_\_\_

CARB forms shall be submitted by a Contractor to the City within 10 days of the receipt of the Notice of Apparent Low Bidder.

## **SAMPLE CONTRACT DOCUMENTS**

The following documents are to be executed by the lowest responsive & responsible bidder after award of contract.

- Contract Agreement
- Performance Bond
- Payment Bond
- Workers Compensation Insurance Declaration

## **AGREEMENT**

### **FOR**

#### **Traffic Signal and Communications Upgrade - Isolated Locations CIP 2023-09**

THIS AGREEMENT, made and concluded in duplicate, this \_\_\_\_ day of \_\_\_\_\_ 20\_\_\_\_, between the City of Santee, hereinafter referred to as "City," and \_\_\_\_\_, hereinafter referred to as "Contractor".

**ARTICLE I.** WITNESSETH, that for and in consideration of the payments and agreements hereinafter mentioned, to be made and performed by the City, and under the conditions expressed in the bond, bearing even date with these presents, and hereunto annexed, the said Contractor agrees with the City, at his own proper cost and expense, to do all the work and furnish all the materials necessary to construct the:

#### **Traffic Signal and Communications Upgrade - Isolated Locations CIP 2023-09**

complete in place, in a good, workmanlike and substantial manner and to the satisfaction of the Director of Engineering, City of Santee, in accordance with the Special Provisions hereto annexed, the current Prevailing Wages on file at the Engineering Department, and the latest edition of the Standard Specifications for Public Works Construction, and all addenda thereto, except as modified in the Special Provisions.

**ARTICLE II.** Said Contractor agrees to receive and accept the unit price bid as full compensation for furnishing all materials and doing all the work contemplated and embraced in this Agreement; for all loss or damage arising out of the nature of the work aforesaid, or from the acts of the elements, or from any unforeseen difficulties of the work until its acceptance by the City and for all risks of every description connected with the work; also for all expenses incurred by or in consequence of the suspension or discontinuance of work, and for well and faithfully completing the work, and the whole thereof, in the manner and according to the Plans and Specifications, and requirements of the Engineer under them, to wit:

## **BID SCHEDULE**

The estimated quantities and total cost herein set forth are for the purpose of comparison of bids only, and final payment will be made upon the basis of actual quantities and unit prices bid. City reserves the right to vary these quantities by up to 25-percent without renegotiating the item unit prices.

(Bid schedule from the Bid Proposal to be inserted here)

**ARTICLE III.** The City hereby promises and agrees with the Contractor to employ, and does hereby employ the Contractor to provide the materials and to do the work according to the terms and conditions herein contained and referred to, for the sum aforesaid, and hereby contracts to pay the same at the time, in the manner, and upon the conditions above set forth; and the said parties for themselves, their heirs, executors, administrators, successors, and assigns, do hereby agree to the full performance of the covenants herein contained.

**ARTICLE IV.** It is further expressly agreed by and between the parties hereto that should there be any conflict between the terms of this instrument and the bid or proposal of the Contractor, then this instrument shall control and nothing herein shall be considered as an acceptance of the said terms of proposal conflicting herewith.

**ARTICLE V.** The agreement entered into by this Contract consists of the following Contract Documents, all of which are component parts of the Contract as if herein set out in full or attached hereto:

Notice Inviting Sealed Bids  
Information for Bidders  
Proposal  
Signature Sheet  
Bid Bond  
Information Required of Bidder  
Designation of Subcontractors  
Public Works Contractor Registration Certification  
Guarantee  
Non-Collusion Affidavit / Declaration  
Agreement  
Performance Bond  
Payment Bond (Material and Labor Bond)  
Worker's Compensation Insurance Certificate  
    Insurance Policies/OCIP  
    All Contractor Certifications  
    Addenda No's. \_\_\_\_\_, \_\_\_\_\_, \_\_\_\_\_, as issued  
    Drawings, Plans, and Specifications  
    Greenbook Standard Specifications as modified by the Special Provisions

**ARTICLE VI. DRUG FREE WORKPLACE.** Contractor shall publish and distribute to all employees, workers and Subcontractors (hereinafter worker) a statement notifying worker that the unlawful manufacture, distribution, dispensing, possession, or use of a controlled substance is prohibited. Any worker under the effect or residual effect of such controlled substance is considered a hazard and shall be removed from the job site immediately. This notice shall state that the worker has an obligation to abide by the terms of this Article and to notify the Contractor in writing of any violation of a criminal drug statute occurring in the workplace or at the job site. Contractor shall notify City of such incident and take appropriate action within thirty (30) days. Appropriate action shall include either disciplinary measures or required participation in a drug abuse assistance or rehabilitation program.

**ARTICLE VII. PROVISIONS REQUIRED BY LAW.** Each and every provision of law and clause required to be inserted in this Contract shall be deemed to be inserted herein and this Contract shall be read and enforced as though it were included herein, and if through mistake or otherwise any such provision is not inserted or is not inserted correctly, then upon application of either party the Contract shall forthwith be physically amended to make such insertion or correction.

**ARTICLE VIII. SUBSTITUTION OF SECURITIES.** It is understood that at the request and expense of the Contractor, the City will pay the amounts retained pursuant to these Contract Documents as security for the completion of the work in compliance with the requirements of Public Contract Code Section 22300.

**ARTICLE IX. TIME FOR COMPLETION.** Time for completion shall include all time necessary to complete the work including any punch list items, the submission of any required operation and maintenance manuals, and all warranties. The work shall be commenced on the date stated in the City's Notice to Proceed. As specified in the contract documents and the City's Notice to Proceed, the work shall be completed **XX working days** from and after the date stated in such notice. The Contractor shall be entitled to an extension of working time under this contract only when claim for such extension is submitted to the City in writing within seven (7) days from and after the time when any alleged cause of delay shall occur; and only when such time is approved by the City. The City, and only the City, will determine which days, if any, may be considered rain days.

In entering into this Contract, Contractor acknowledges and agrees that the construction duration stipulated herein is adequate and reasonable for the size and scope of the Project.

**ARTICLE X. LIQUIDATED DAMAGES.** It is agreed that the Contractor will pay the City the sum of **XXX Dollars (\$XXX.00)** per day for each and every day of delay beyond the time prescribed in the Contract Documents for finishing said work, as Liquidated Damages and not as a penalty or forfeiture. In the event the same is not paid, the Contractor further agrees that the City may deduct that amount thereof from any money due or that may become due the Contractor under the Contract. This Article does not exclude recovery of damages under provisions of the Contract Documents.

**ARTICLE XI. INDEMNIFICATION.** The Contractor shall indemnify, defend and hold harmless the City of Santee, its officers, agents, volunteers and employees from any claim, liability, loss, injury or damage arising out of, or in connection with, performance of this Agreement by Contractor and/or its agents, employees or Subcontractors, excepting only loss, injury or damage caused by the sole negligence or willful misconduct of personnel employed by the City. It is the intent of the parties to this Agreement to provide the broadest possible coverage for the City. The Contractor shall reimburse the City for all costs attorneys' fees, expenses and liabilities incurred with respect to any litigation in which the Contractor is obligated to indemnify, defend and hold harmless the City under this Agreement.

**ARTICLE XII. PREVAILING WAGES.** Work pursuant to this Agreement is for the purposes of public work including the construction, alteration, demolition, installation, or repair work paid for in whole or in part out of public funds. The Contractor and all subconsultants shall pay not less than the prevailing rate of wages in accordance with the

Labor Code, which rates have been determined by the Director of the California Department of Industrial Relations and shall be made available at the City of Santee, Office of the Director of Engineering, 10601 Magnolia Avenue, Santee, CA 92071 or may be obtained online at <http://www.dir.ca.gov/dlse>. The Contractor and all subconsultants shall comply with all State of California Labor Code provisions, which include but are not limited to the payment of prevailing wages (above stated), employment of apprentices, retention of payroll records, submission of payroll records, and the hours of labor in accordance with California Labor Code Sections 1770, 1771, 1775, 1776, 1777.5, 1813 and 1815.

**ARTICLE XIII. CONTRACTOR REGISTRATION.** Pursuant to Labor Code Sections 1725.5 and 1771.1, the Contractor and subconsultants must be registered with the Department of Industrial Relations as a Public Works Contractor in order to perform public work. Contractor and subconsultant shall be responsible for the application fee and any subsequent renewal fees. Contractor shall submit proof of registration by providing the registration number of the Contractor and all subconsultants to the City.

**IN WITNESS WHEREOF**, the parties to these presents have hereunto set their hand the year and date first above written.

**Contractor**

Company Name: \_\_\_\_\_

Signatory Name: \_\_\_\_\_ *(Print)*

Title: \_\_\_\_\_

Signature: \_\_\_\_\_

Date: \_\_\_\_\_

Contractor's License No.: \_\_\_\_\_

DIR Registration No.: \_\_\_\_\_

City Business License No.: \_\_\_\_\_

**CITY OF SANTEE**

By: \_\_\_\_\_  
City Manager of the City of Santee

Date: \_\_\_\_\_

Attest: \_\_\_\_\_  
City Clerk of the City of Santee

Date: \_\_\_\_\_

APPROVED AS TO FORM:

By: \_\_\_\_\_  
City Attorney of the City of Santee

**\*NOTE: THE FOLLOWING NOTARIAL ACKNOWLEDGEMENTS OF EXECUTION BY  
CONTRACTOR MUST BE COMPLETED AND ATTACHED.**

# Notary Acknowledgment

A notary public or other officer completing this certificate verifies only the identity of the individual who signed the document to which this certificate is attached, and not the truthfulness, accuracy, or validity of that document.

STATE OF CALIFORNIA

COUNTY OF \_\_\_\_\_

On \_\_\_\_\_, 20\_\_\_\_, before me, \_\_\_\_\_, Notary Public, personally  
Date Name And Title Of Officer (e.g. "Jane Doe, Notary Public")  
appeared \_\_\_\_\_, who proved to me on the basis of satisfactory  
Name(s) of Signer(s)

evidence to be the person(s) whose name(s) is/are subscribed to the within instrument and acknowledged to me that he/she/they executed the same in his/her/their authorized capacity(ies), and that by his/her/their signature(s) on the instrument the person(s), or the entity upon behalf of which the person(s) acted, executed the instrument.

I certify under PENALTY OF PERJURY under the laws of the State of California that the foregoing paragraph is true and correct.

WITNESS my hand and official seal.

Place Notary Seal Above

Signature of Notary Public

## OPTIONAL

*Though the information below is not required by law, it may prove valuable to persons relying on the document and could prevent fraudulent removal and reattachment of this form to another document.*

### CAPACITY CLAIMED BY SIGNER

### DESCRIPTION OF ATTACHED DOCUMENT

- ☐ Individual  
☐ Corporate Officer

\_\_\_\_\_  
Title(s)

- ☐ Partner(s) ☐ Limited  
☐ General

- ☐ Attorney-In-Fact  
☐ Trustee(s)  
☐ Guardian/Conservator  
☐ Other:

Signer is representing:  
Name Of Person(s) Or Entity(ies)

\_\_\_\_\_  
\_\_\_\_\_  
\_\_\_\_\_

\_\_\_\_\_  
Title or Type of Document

\_\_\_\_\_  
Number of Pages

\_\_\_\_\_  
Date of Document

\_\_\_\_\_  
Signer(s) Other Than Named Above

END OF CONTRACT AGREEMENT

## PERFORMANCE BOND

### FOR

#### Traffic Signal and Communications Upgrade - Isolated Locations CIP 2023-09

#### KNOW ALL PERSONS BY THESE PRESENTS

THAT WHEREAS the City of Santee (hereinafter referred to as "City") has awarded to \_\_\_\_\_, (hereinafter referred to as "Contractor") an agreement for \_\_\_\_\_ (hereinafter referred to as the "Project");

WHEREAS, the work to be performed by the Contractor is more particularly set forth in the Contract Documents for the Project dated \_\_\_\_\_, (hereinafter referred to as "Contract Documents"), the terms and conditions of which are expressly incorporated herein by reference; and

WHEREAS, the Contractor is required by the Contract Documents to perform the terms thereof and to furnish a bond for the faithful performance of the Contract Documents.

NOW THEREFORE, we, the undersigned Contractor and, \_\_\_\_\_, as Surety, a corporation organized and duly authorized to transact business under the laws of the State of California, are held and firmly bound unto the City in the penal sum of \_\_\_\_\_ (\$\_\_\_\_\_), the sum being not less than one hundred percent (100%) of the total amount of the Contract, for which amount well and truly to be made, we bind ourselves, our heirs, executors and administrators, successors and assigns, jointly and severally, firmly by these presents.

**THE CONDITIONS OF THIS OBLIGATION ARE SUCH** that, that, if the Contractor, his or its heirs, executors, administrators, successors or assigns, shall in all things stand to and abide by, and well and truly keep and perform the covenants, conditions and agreements in the Contract Documents and any alteration thereof made as therein provided, on its part, to be kept and performed at the time and in the manner therein specified, and in all respects according to their intent and meaning; and shall faithfully fulfill all obligations including the one-year guarantee of all materials and workmanship; and shall indemnify and save harmless the City, its officers and agents, as stipulated in the Contract Documents, then this obligation shall become null and void; otherwise it shall be and remain in full force and effect.

As a condition precedent to the satisfactory completion of the Contract Documents, unless otherwise provided for in the Contract Documents, the guarantee obligation shall hold good for a period of one (1) year after the acceptance of the work by City, during which time if Contractor shall fail to make full, complete, and satisfactory repair and replacements and totally protect the City from loss or damage resulting from or caused by defective materials or faulty workmanship. The obligations of Surety hereunder shall continue so long as any obligation of Contractor remains. Nothing herein shall limit the

City's rights or the Contractor or Surety's obligations under the Contract, law or equity, including, but not limited to, California Code of Civil Procedure section 337.15.

As a part of the obligation secured hereby and in addition to the face amount specified therefor, there shall be included costs and reasonable expenses and fees including reasonable attorney's fees, incurred by City in enforcing such obligation.

Whenever Contractor shall be, and is declared by the City to be, in default under the Contract Documents, the Surety shall remedy the default pursuant to the Contract Documents, or shall promptly, at the City's option:

- (1) Take over and complete the Project in accordance with all terms and conditions in the Contract Documents; or
- (2) Obtain a bid or bids for completing the Project in accordance with all terms and conditions in the Contract Documents and upon determination by Surety of the lowest responsive and responsible bidder, arrange for a Contract between such bidder, the Surety and the City, and make available as work progresses sufficient funds to pay the cost of completion of the Project, less the balance of the contract price, including other costs and damages for which Surety may be liable. The term "balance of the contract price" as used in this paragraph shall mean the total amount payable to Contractor by the City under the Contract and any modification thereto, less any amount previously paid by the City to the Contractor and any other set offs pursuant to the Contract Documents.
- (3) Permit the City to complete the Project in any manner consistent with California law and make available as work progresses sufficient funds to pay the cost of completion of the Project, less the balance of the contract price, including other costs and damages for which Surety may be liable. The term "balance of the contract price" as used in this paragraph shall mean the total amount payable to Contractor by the City under the Contract and any modification thereto, less any amount previously paid by the City to the Contractor and any other set offs pursuant to the Contract Documents.

Surety expressly agrees that the City may reject any contractor or subcontractor which may be proposed by Surety in fulfillment of its obligations in the event of default by the Contractor.

Surety shall not utilize Contractor in completing the Project nor shall Surety accept a bid from Contractor for completion of the Project if the City, when declaring the Contractor in default, notifies Surety of the City's objection to Contractor's further participation in the completion of the Project.

The Surety, for value received, hereby stipulates and agrees that no change, extension of time, alteration or addition to the terms of the Contract Documents or to the Project to be performed thereunder shall in any way affect its obligations on this bond, and it does hereby waive notice of any such change, extension of time, alteration or addition to the terms of the Contract Documents or to the Project, including but not limited to the provisions of sections 2819 and 2845 of the California Civil Code.

**IN WITNESS WHEREOF** the parties hereto have set their names, titles, hands, and seals  
this \_\_\_\_\_ day of \_\_\_\_\_, 20\_\_\_\_\_.

(Corporate Seal of Principal,  
if corporation)

\_\_\_\_\_  
CONTRACTOR/PRINCIPAL

\_\_\_\_\_  
Name

By \_\_\_\_\_

(Seal of Surety)

SURETY:

By:

\_\_\_\_\_  
Attorney-In-Fact

Signatures of those signing for the Contractor and Surety must be notarized and evidence  
of corporate authority attached.

The rate of premium on this bond is \_\_\_\_\_ per thousand. The total amount of  
premium charges, \$\_\_\_\_\_.

(The above must be filled in by corporate attorney.)

**THE FOLLOWING INFORMATION IS MANDATORY**

Any claims under this bond may be addressed to:

(Name and Address of Surety)

\_\_\_\_\_  
\_\_\_\_\_  
\_\_\_\_\_

(Name and Address of Agent or  
Representative for service of  
process in California, if different  
from above)

\_\_\_\_\_  
\_\_\_\_\_  
\_\_\_\_\_

(Telephone number of Surety  
and Agent or Representative for  
service of process in California)

\_\_\_\_\_  
\_\_\_\_\_

# Notary Acknowledgment

A notary public or other officer completing this certificate verifies only the identity of the individual who signed the document to which this certificate is attached, and not the truthfulness, accuracy, or validity of that document.

STATE OF CALIFORNIA

COUNTY OF \_\_\_\_\_

On \_\_\_\_\_, 20\_\_\_\_, before me, \_\_\_\_\_, Notary Public, personally  
Date Name And Title Of Officer (e.g. "Jane Doe, Notary Public")

appeared \_\_\_\_\_, who proved to me on the basis of satisfactory  
Name(s) of Signer(s)

evidence to be the person(s) whose name(s) is/are subscribed to the within instrument and acknowledged to me that he/she/they executed the same in his/her/their authorized capacity(ies), and that by his/her/their signature(s) on the instrument the person(s), or the entity upon behalf of which the person(s) acted, executed the instrument.

I certify under PENALTY OF PERJURY under the laws of the State of California that the foregoing paragraph is true and correct.

WITNESS my hand and official seal.

Place Notary Seal Above

\_\_\_\_\_  
Signature of Notary Public

## OPTIONAL

*Though the information below is not required by law, it may prove valuable to persons relying on the document and could prevent fraudulent removal and reattachment of this form to another document.*

### CAPACITY CLAIMED BY SIGNER

### DESCRIPTION OF ATTACHED DOCUMENT

- ☐ Individual  
☐ Corporate Officer

\_\_\_\_\_  
Title(s)  
☐ Partner(s) ☐ Limited  
☐ General

- ☐ Attorney-In-Fact  
☐ Trustee(s)  
☐ Guardian/Conservator  
☐ Other:

Signer is representing:  
Name Of Person(s) Or Entity(ies)

\_\_\_\_\_  
\_\_\_\_\_  
\_\_\_\_\_

\_\_\_\_\_  
Title or Type of Document

\_\_\_\_\_  
Number of Pages

\_\_\_\_\_  
Date of Document

\_\_\_\_\_  
Signer(s) Other Than Named Above

Note: Signatures of those signing for the Contractor and Surety must be notarized (duplicate as needed) and evidence of corporate authority attached.

END OF PERFORMANCE BOND

**PAYMENT BOND (LABOR AND MATERIALS)**

**FOR**

**Traffic Signal and Communications Upgrade - Isolated Locations  
CIP 2023-09**

**KNOW ALL MEN BY THESE PRESENTS**

THAT WHEREAS the City of Santee (hereinafter designated as the "City"), has awarded to \_\_\_\_\_, as Principal, a contract for the work described as follows: \_\_\_\_\_ (the "Work"); and

WHEREAS, the work to be performed by the Contractor is more particularly set forth in the Contract Documents for the Project dated \_\_\_\_\_, (hereinafter referred to as "Contract Documents"), the terms and conditions of which are expressly incorporated herein by reference; and

WHEREAS, Principal is required to furnish a bond in connection with the contract described above; providing that if Principal or any of its Subcontractors shall fail to pay for any materials, provisions, provender, equipment, or other supplies used in, upon, for or about the performance of the work contracted to be done, or for any work or labor done thereon of any kind, or for amounts due under the Unemployment Insurance Code or for any amounts required to be deducted, withheld, and paid over to the Employment Development Department from the wages of employees of Principal and its Subcontractors with respect to such work or labor the Surety on this bond will pay for the same to the extent hereinafter set forth.

NOW THEREFORE, we, the Principal and \_\_\_\_\_ as Surety, are held and firmly bound unto the City in the penal sum of \_\_\_\_\_ Dollars (\$\_\_\_\_\_) lawful money of the United States of America, for the payment of which sum well and truly to be made, we bind ourselves, our heirs, executors, administrators, successors and assigns, jointly and severally, firmly by these presents.

**THE CONDITION OF THIS OBLIGATION IS SUCH** that if Principal, his or its subcontractors, heirs, executors, administrators, successors or assigns, shall fail to pay any of the persons named in section 9100 of the Civil Code, fail to pay for any materials, provisions or other supplies, used in, upon, for or about the performance of the work contracted to be done, or for any work or labor thereon of any kind, or amounts due under the Unemployment Insurance Code with respect to work or labor performed under the contract, or for any amounts required to be deducted, withheld, and paid over to the Employment Development Department or Franchise Tax Board from the wages of employees of the contractor and his subcontractors pursuant to section 18663 of the Revenue and Taxation Code, with respect to such work and labor the Surety or Sureties will pay for the same, in an amount not exceeding the sum herein above specified, and also, in case suit is brought upon this bond, all litigation expenses incurred by the City in such suit, including reasonable attorneys' fees, court costs, expert witness fees and investigation expenses.

This bond shall inure to the benefit of any of the persons named in section 9100 of the Civil Code so as to give a right of action to such persons or their assigns in any suit brought upon this bond.

It is further stipulated and agreed that the Surety on this bond shall not be exonerated or released from the obligation of this bond by any change, extension of time for performance, addition, alteration or modification in, to, or of any contract, plans, specifications, or agreement pertaining or relating to any scheme or work of improvement herein above described, or pertaining or relating to the furnishing of labor, materials, or equipment therefore, nor by any change or modification of any terms of payment or extension of the time for any payment pertaining or relating to any scheme or work of improvement herein above described, nor by any rescission or attempted rescission or attempted rescission of the contract, agreement or bond, nor by any conditions precedent or subsequent in the bond attempting to limit the right of recovery of claimants otherwise entitled to recover under any such contract or agreement or under the bond, nor by any fraud practiced by any person other than the claimant seeking to recover on the bond and that this bond be construed most strongly against the Surety and in favor of all persons for whose benefit such bond is given, and under no circumstances shall Surety be released from liability to those for whose benefit such bond has been given, by reason of any breach of contract between the City and the Principal or on the part of any obligee named in such bond, but the sole conditions of recovery shall be that the claimant is a person described in Section 9100 of the Civil Code and has not been paid the full amount of his or its claim and that Surety does hereby waive notice of any such change, extension of time, addition, alteration or modification herein mentioned and the provisions of sections 2819 and 2845 of the California Civil Code.

IN WITNESS WHEREOF, the above-bounded parties have executed this instrument under their seals this \_\_\_\_\_ day of \_\_\_\_\_, 20\_\_\_\_, the name and corporate seal of each corporate party being hereto affixed and these presents duly signed by its undersigned representative pursuant to the authority of its governing body.

(Corporate Seal of Principal,  
if corporation)

\_\_\_\_\_  
CONTRACTOR/PRINCIPAL

\_\_\_\_\_  
Name

(Seal of Surety)

By: \_\_\_\_\_  
SURETY:

By: \_\_\_\_\_  
Attorney-In-Fact

Signatures of those signing for the Contractor and Surety must be notarized and evidence of corporate authority attached.

# Notary Acknowledgment

A notary public or other officer completing this certificate verifies only the identity of the individual who signed the document to which this certificate is attached, and not the truthfulness, accuracy, or validity of that document.

STATE OF CALIFORNIA

COUNTY OF \_\_\_\_\_

On \_\_\_\_\_, 20\_\_\_\_, before me, \_\_\_\_\_, Notary Public, personally  
Date Name And Title Of Officer (e.g. "Jane Doe, Notary Public")  
appeared \_\_\_\_\_, who proved to me on the basis of satisfactory  
Name(s) of Signer(s)

evidence to be the person(s) whose name(s) is/are subscribed to the within instrument and acknowledged to me that he/she/they executed the same in his/her/their authorized capacity(ies), and that by his/her/their signature(s) on the instrument the person(s), or the entity upon behalf of which the person(s) acted, executed the instrument.

I certify under PENALTY OF PERJURY under the laws of the State of California that the foregoing paragraph is true and correct.

WITNESS my hand and official seal.

Place Notary Seal Above

Signature of Notary Public

## OPTIONAL

*Though the information below is not required by law, it may prove valuable to persons relying on the document and could prevent fraudulent removal and reattachment of this form to another document.*

### CAPACITY CLAIMED BY SIGNER

### DESCRIPTION OF ATTACHED DOCUMENT

- ☐ Individual  
☐ Corporate Officer

\_\_\_\_\_  
Title(s)  
☐ Partner(s) ☐ Limited  
☐ General  
☐ Attorney-In-Fact  
☐ Trustee(s)  
☐ Guardian/Conservator  
☐ Other:  
Signer is representing:  
Name Of Person(s) Or Entity(ies)  
\_\_\_\_\_  
\_\_\_\_\_

\_\_\_\_\_  
Title or Type of Document  
\_\_\_\_\_  
Number of Pages  
\_\_\_\_\_  
Date of Document  
\_\_\_\_\_  
Signer(s) Other Than Named Above

Note: Signatures of those signing for the Contractor and Surety must be notarized (duplicate as needed) and evidence of corporate authority attached.

END OF PAYMENT BOND

## WORKERS' COMPENSATION INSURANCE DECLARATION

### Traffic Signal and Communications Upgrade - Isolated Locations CIP 2023-09

#### FOR THE CITY OF SANTEE

Section 3700 of the Labor Code provides in part as follows:

"Every employer except the state shall secure the payment of compensation in one or more of the following ways;

- (a) By being insured against liability to pay compensation in one or more insurers duly authorized to write compensation insurance in this state.
- (b) By securing from the Director of Industrial Relations a certificate of consent to self-insure, which may be given upon furnishing proof satisfactory to the Director of Industrial Relations of ability to self-insure and to pay any compensation that may become due to his/her employees..."

I am aware of the provisions of Section 3700 of the Labor Code which require every employer to be insured against liability for worker's compensation or to undertake self-insurance in accordance with the provisions of that code, and I will comply with such provisions before commencing the performance of the Work of this Contract.

Company Name: \_\_\_\_\_

Signatory Name: \_\_\_\_\_ *(Print)*

Title: \_\_\_\_\_

Signature: \_\_\_\_\_

Date: \_\_\_\_\_

(In accordance with Article 5, commencing at Section 1860, Chapter 1, Part 7, Division 2 of the Labor Code, the above certificate must be signed and filed with the awarding body prior to performing any work under this Contract.)

**\*NOTE: APPROPRIATE NOTARIAL ACKNOWLEDGEMENTS OF EXECUTION  
BY CONTRACTOR MUST BE ATTACHED.**

**WORKERS' COMPENSATION INSURANCE CERTIFICATE**  
**(Continued)**

**Notary Acknowledgment**

A notary public or other officer completing this certificate verifies only the identity of the individual who signed the document to which this certificate is attached, and not the truthfulness, accuracy, or validity of that document.

STATE OF CALIFORNIA

COUNTY OF \_\_\_\_\_

On \_\_\_\_\_, 20\_\_\_\_, before me, \_\_\_\_\_, Notary Public, personally  
Date Name And Title Of Officer (e.g. "Jane Doe, Notary Public")

appeared \_\_\_\_\_, who proved to me on the basis of satisfactory  
Name(s) of Signer(s)  
evidence to be the person(s) whose name(s) is/are subscribed to the within instrument and acknowledged to me that he/she/they executed the same in his/her/their authorized capacity(ies), and that by his/her/their signature(s) on the instrument the person(s), or the entity upon behalf of which the person(s) acted, executed the instrument.

I certify under PENALTY OF PERJURY under the laws of the State of California that the foregoing paragraph is true and correct.

WITNESS my hand and official seal.

Place Notary Seal Above

\_\_\_\_\_  
Signature of Notary Public

**OPTIONAL**

*Though the information below is not required by law, it may prove valuable to persons relying on the document and could prevent fraudulent removal and reattachment of this form to another document.*

**CAPACITY CLAIMED BY SIGNER**

**DESCRIPTION OF ATTACHED DOCUMENT**

- ☐ Individual  
☐ Corporate Officer

\_\_\_\_\_  
Title(s)

- ☐ Partner(s)      ☐ Limited  
                                 ☐ General

- ☐ Attorney-In-Fact  
☐ Trustee(s)  
☐ Guardian/Conservator  
☐ Other:

Signer is representing:  
Name Of Person(s) Or Entity(ies)

\_\_\_\_\_  
\_\_\_\_\_  
\_\_\_\_\_

\_\_\_\_\_  
Title or Type of Document

\_\_\_\_\_  
Number of Pages

\_\_\_\_\_  
Date of Document

\_\_\_\_\_  
Signer(s) Other Than Named Above