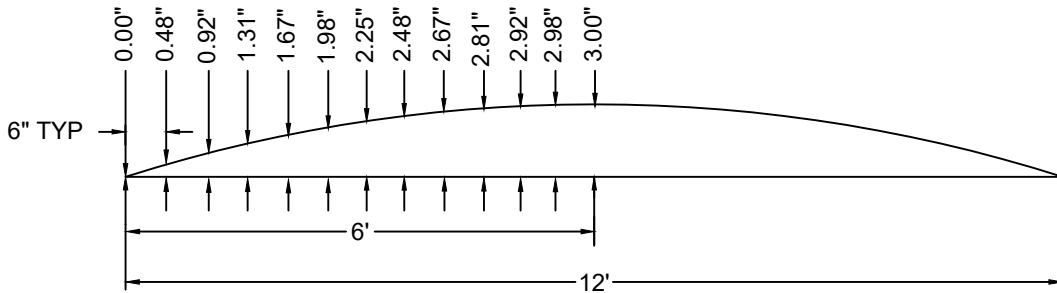
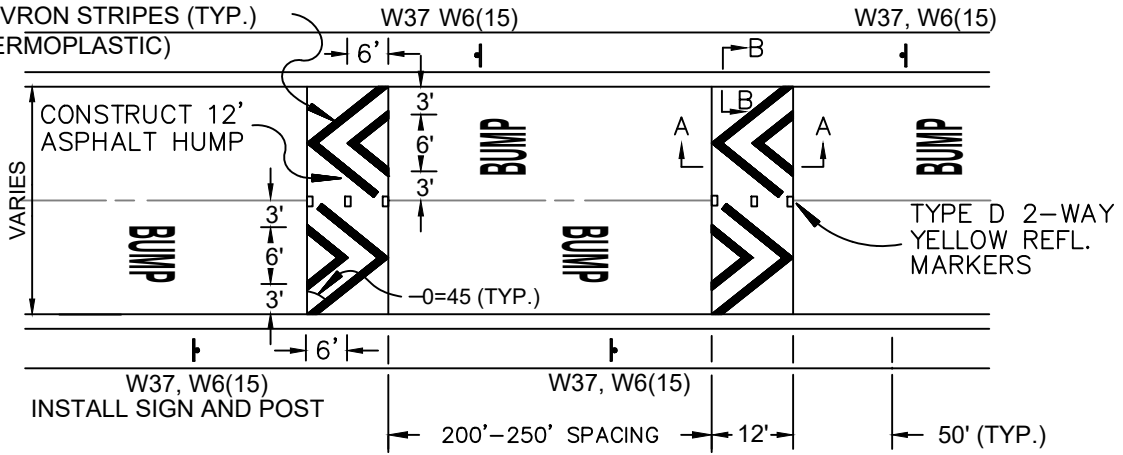
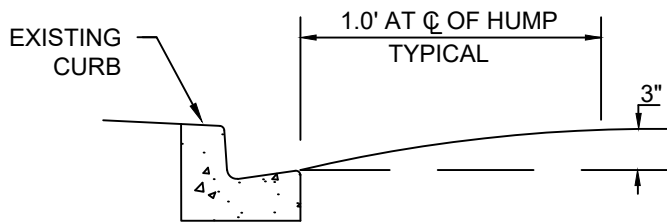


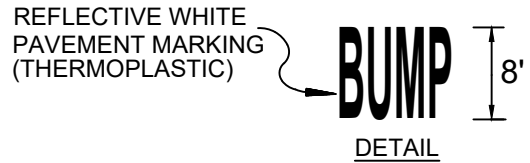
12" REFLECTIVE WHITE
CHEVRON STRIPES (TYP.)
(THERMOPLASTIC)



SECTION 'A-A'



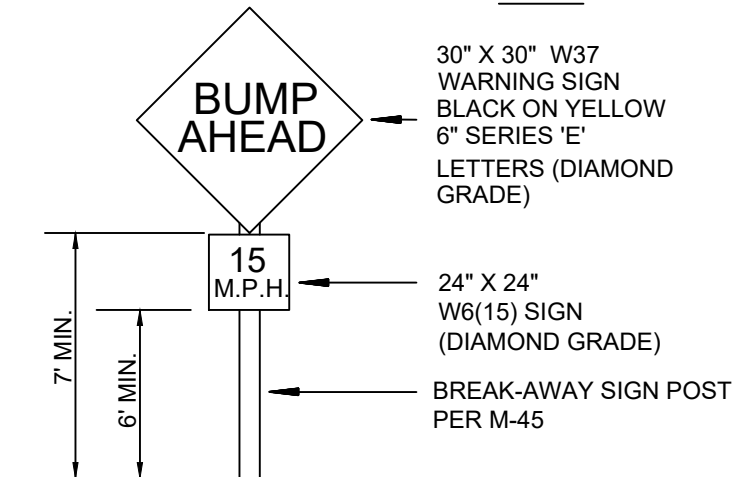
SECTION 'B-B'



DETAIL

INSTALLATION DETAILS:

1. SPEED HUMPS SHALL NOT BE PLACED OVER MANHOLES, VALVES, UNDERGROUND VAULTS, ETC.
2. EDGE OF SPEED HUMP SHALL BE 5 FEET MINIMUM FROM THE EDGE OF DRIVEWAYS.
3. WHENEVER POSSIBLE, SPEED HUMPS SHALL BE PLACED AT PROPERTY LINED INSTEAD OF MID-LOT.
4. SPEED HUMP SHALL BE PLACED ADJACENT TO STREET LIGHTS.
5. THE LOCATION OF SPEED HUMPS AND SIGNS SHALL BE DETERMINED BY CITY TRAFFIC ENGINEER.
6. ASPHALT CONCRETE SHALL BE D2 PG 64-10 PER THE STANDARD SPECIFICATIONS FOR PUBLIC WORKS CONSTRUCTION "GREEN BOOK".



REVISION	APPROVED	DATE
ORIGINAL	D. BARNES	3/15/1999
REVISED	C. SCHMITZ	3/20/2018

CITY OF SANTEE STANDARD DRAWING

SPEED HUMP

APPROVED:

PRINCIPAL CIVIL ENGINEER

R.C.E. 60112 DATE: 3/20/2018

DRAWING
NUMBER

PW - 10